



POLITECNICO
MILANO 1863

| SCUOLA
DEL DESIGN

Welcome Week

MSc & Double Degree students

2025-2026

Anna Meroni • Vice Dean School of Design

Carolina Cruz • International Relations School of Design

Index

00

Introduction

01

The Design System
at Polimi

02

Courses and Credits

03

Course Structure

04

Didactic Tools

05

Didactic Labs

06

Opportunities

07

Important Contacts

08

Campus Life

Introduction

00



Since 1863 Politecnico di Milano is Italy's largest science-technology University, between scientific rigor and creativity.

Politecnico History

1863



SCHOOL OF
ENGINEERING

1926



SCHOOL OF
ARCHITECTURE

2000

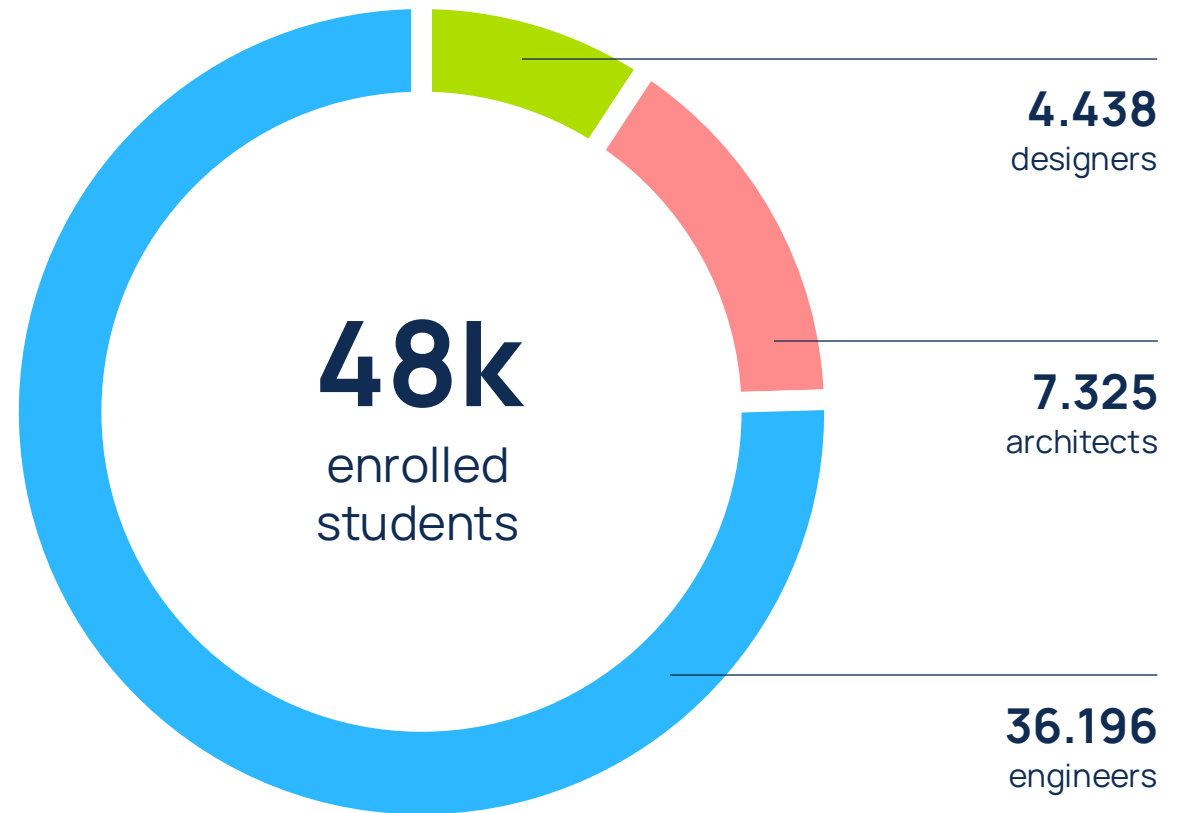


**SCHOOL
OF DESIGN**

How many?

Politecnico di Milano is a large community of 47.959 enrolled students and 1.893 PhD students. **International enrolled students are more than 8.000.**

Students numbers upd. march 2023



4 Schools

School of Civil, Environmental and Land Management Engineering



3 Bachelor & 4 Master

ingcat.polimi.it

School of Industrial and Information Engineering



17 Bachelor & 19 Master

ingindinf.polimi.it

School of Architecture Urban Planning Construction Engineering



3 Bachelor & 13 Master

auic.polimi.it

School of Design



5 Bachelor & 7 Master

design.polimi.it

12 Departments

Aerospace science and technology

Management, economics and industrial engineering

Architecture and urban studies

Design

Mechanical engineering

Energy

Architecture, built environment and construction engineering

Mathematics

Electronics, information and bioengineering

Physics


Chemistry, materials and chemical engineering

Civil and environmental engineering

School of Design

An integrated approach combining creativity, technology and sustainability for education.

design.polimi.it



An international excellence

According to the **QS World University Rankings 2025**, based on academic reputation, employer reputation and research impact, Politecnico di Milano is confirmed as a global excellence in the **Art & Design** category.

1st
in Italy

6th
in the world

Milano design culture



ADI Design Museum



Triennale Milano



MEET - Digital Cultural Centre

Milano design culture



Salone del Mobile



Fuorisalone



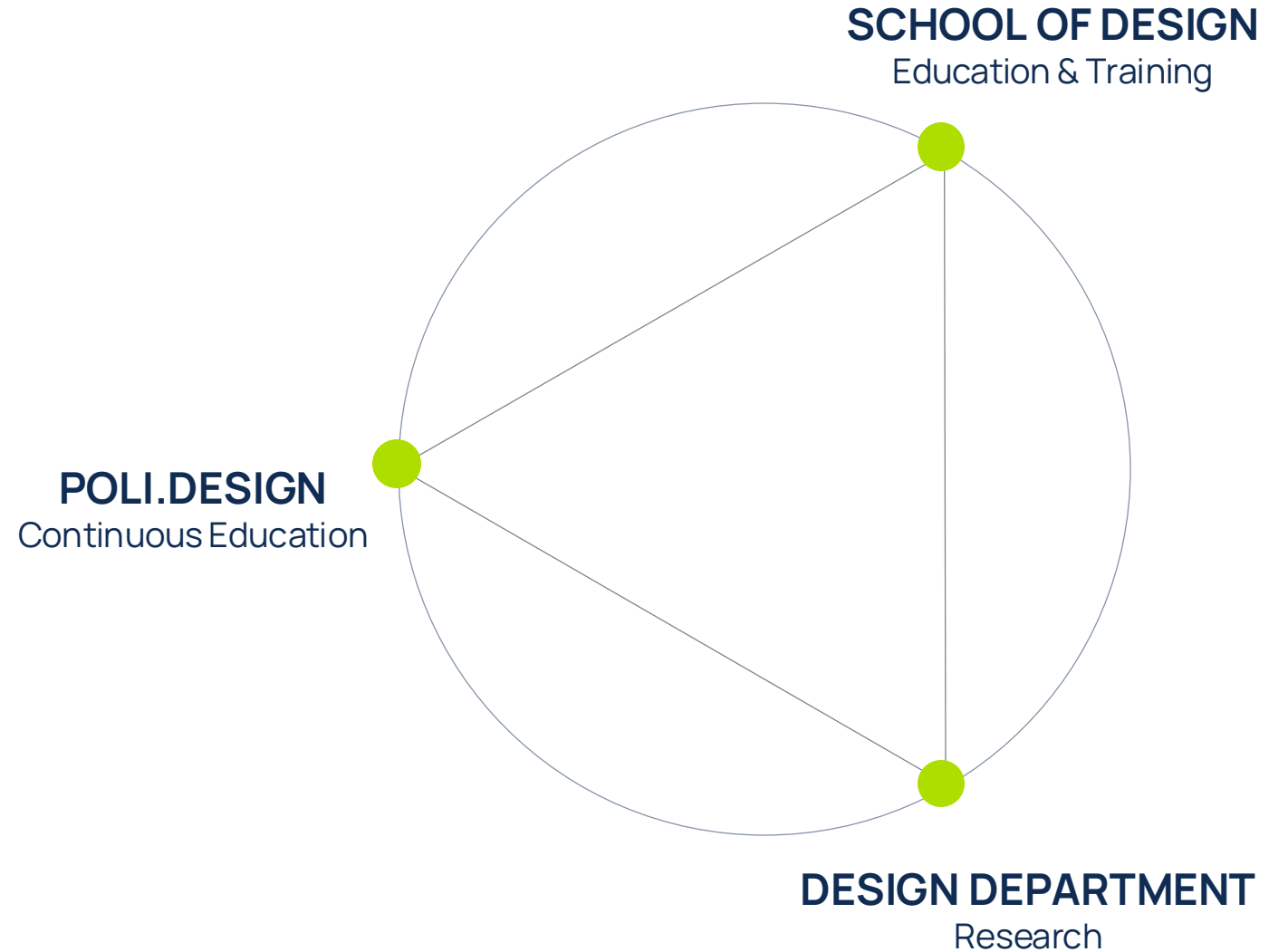
Milano Fashion Week

The Design System at Polimi

01

The Design System

There are **3 entities** which intend to carry out excellence about design and satisfy requests from a **technological, productive** and **professional context** in continuous evolution.



An international school

250

international students
enrolled per year

250

exchange and double degree
students

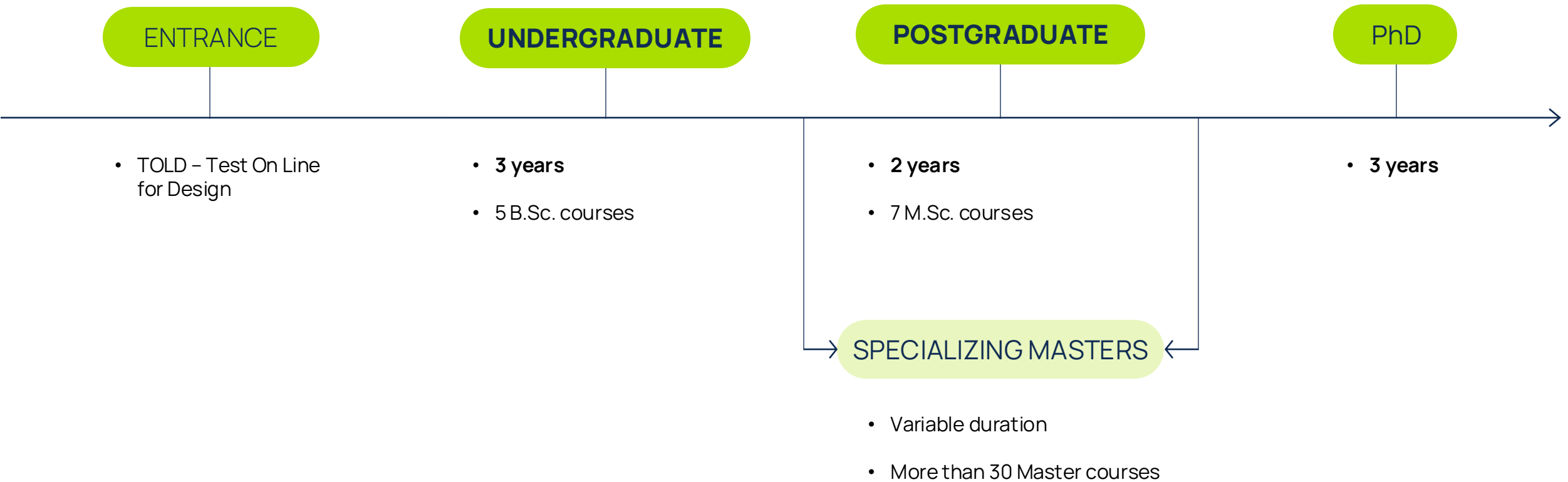
30

visiting professors for
research and teaching

215

partner universities
around the world

The Education Path



Training areas

Interior and Spatial Design. Product Design.
Fashion Design. Communication Design.
Design & Engineering. Digital and Interaction
Design. Integrated Product Design.
Product Service System Design.

Collaborations

The School of Design collaborates with **companies** for **research** and **education**: workshops, internships, studio activities, sponsorships for materials...



FERRERO

**CAMPARI
GROUP**

Cassina

ALESSI

BRAUN



LUXOTTICA

MOLESKINE®



HUGO BOSS

VANS
"OFF THE WALL"



D&G
DOLCE & GABBANA

And more...

Courses & Credits

02

Credit System

CFU are the Italian equivalent of **ECTS**
(European Credit Transfer System):
1 CFU = 1 ECTS.

1 CFU = 25 hours of workload

- lectures and other forms of instruction
- assignments and independent work

~30 CFU

usually achieved in 1 semester
(60 CFU per year)

Grading System

Exams in Italy are graded using a **scale of 30**, where 18 is the minimum passing grade.

18 minimum
passing grade

30 the highest
you can get
cum laude

Course Types

DESIGN STUDIOS (LABORATORI)

Project courses; students usually work in teams

from 12 to 18 CFU

MONODISCIPLINARY & INTEGRATED COURSES

Theory and project courses

6 CFU

WORKSHOPS & DESIGN SEMINARS

Design studios held in one full week (February or June)

6 CFU

ELECTIVE COURSES

Interdisciplinary courses available to all the students of the School

6 CFU

INTERNSHIP

Practical activity: from 250 to 300 hours of professional experience

from 9 to 18 CFU

FINAL EXAMINATION THESIS

individual Thesis developed with the guidance of a Professor

from 12 to 18 CFU



≥ 80%

Courses are held in presence.

**mandatory attendance
required**

Important dates

First Semester

Lessons	15 th September 2025	23 rd December 2025
Christmas Holidays	24 th December 2025	6 th January 2026
Exams Session	8 th January 2026	20 th February 2026
Workshop Week	9 th February 2026	13 th February 2026
Workshop Week (Only Communication Design)	16 th February 2026	20 th February 2026

Check the [School Academic Calendar](#)

Important dates

Second Semester

Lessons	23 rd February 2026	5 th June 2026
Easter Holidays	3 rd April 2026	7 th April 2026
Milano Design Week	21 st April 2026	26 th April 2026
Exams Session	9 th June 2026	25 th July 2026
Workshop Week	8 th June 2026	12 th June 2026

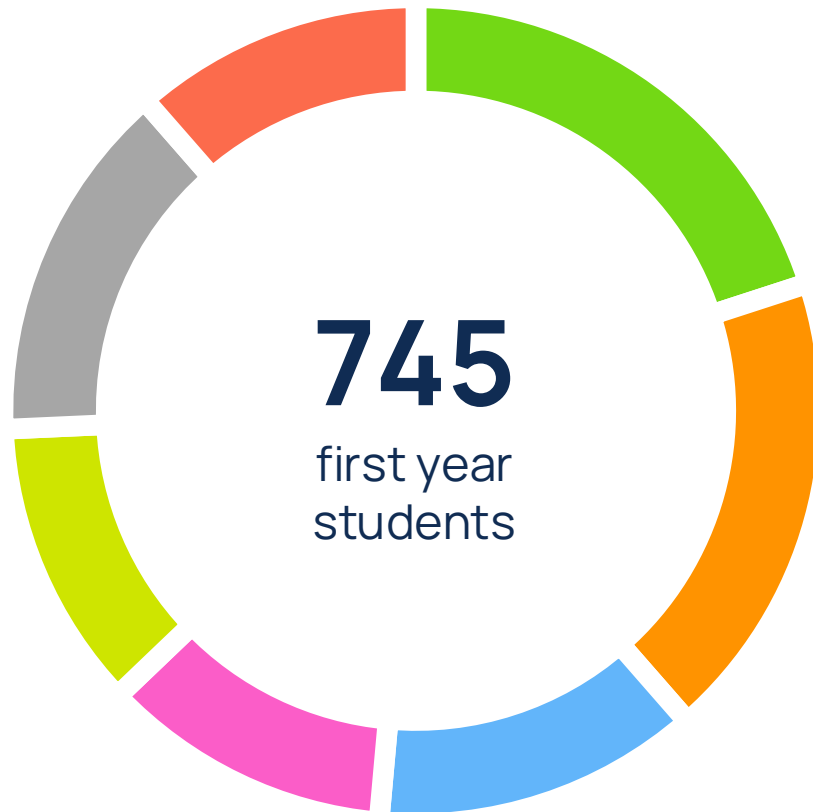
Check the [School Academic Calendar](#)

A decorative graphic consisting of a thin white circle on the left side of the slide and a large, light blue arc that sweeps from the top left towards the bottom right, partially overlapping the text.

Course Structure

03

MSc Study Programmes



DIGITAL AND INTERACTION DESIGN (DID)

2 sections • 30 INT + 50 ITA



DESIGN & ENGINEERING (D&E)

2 sections • 40 INT + 70 ITA



PRODUCT SERVICE SYSTEM DESIGN (PSSD)

2 sections • 50 INT + 50 ITA



DESIGN FOR THE FASHION SYSTEM (M)

2 sections • 30 INT + 40 ITA



INTEGRATED PRODUCT DESIGN (IP)

2 sections • 20 INT + 80 ITA



COMMUNICATION DESIGN (C)

3 sections • 15 INT + 120 ITA



INTERIOR AND SPATIAL DESIGN (IS)

4 sections • 50 INT + 100 ITA





Digital and Interaction Design

Digital and Interaction Design

2

sections




DID1



DID2

80

1st year students



30 INT + 50 ITA

2


Double Degree
Programs

- Tongji University
- Tsinghua University

Digital and Interaction Design – Study Plan

1st YEAR – 60 CREDITS

sem.	course	section	language	credits
1	DIGITAL ART	DID1 & DID2	ENG	6
1	BASIC OF INTERACTION DESIGN	DID1 & DID2	ENG	6
1	UX-DESIGN	DID1 & DID2	ENG	6
1	HARDWARE & SOFTWARE TECHNOLOGIES FOR DESIGN	DID1 & DID2	ENG	6
1	LEADERSHIP & STRATEGIE DI INNOVAZIONE	<i>Choose one</i>	ITA	6
2	BUSINESS INNOVATION & DIGITAL STRATEGIES		ENG	
2	EMBODIED INTERACTION STUDIO	<i>Choose one</i>	ENG	12
	ENVISIONING AI THROUGH DESIGN			
2	DIGITAL DESIGN STUDIO	DID1 - DID2	ENG	12
2	USER CENTRED DESIGN WORKSHOP	DID1 - DID2	ENG	6

 Optional element

BOLD TEXT Design Studio (laboratorio)

Digital and Interaction Design – Study Plan

2nd YEAR – 60 CREDITS

sem.	course	section	language	credits
1	FINAL DESIGN STUDIO SEZ.1	<i>Choose one</i>	ENG	12
	FINAL DESIGN STUDIO SEZ.2			
1	VIRTUAL AND PHISYCAL PROTOTYPING	Choose one	ENG	6
	LEADERSHIP & STRATEGIE DI INNOVAZIONE		ITA	
1	PROFESSIONAL WORKSHOP	DID1 – DID2	ENG	6
1 or 2	ELECTIVE COURSE	-	ENG/ITA	6
1 or 2	ELECTIVE COURSE	-	ENG/ITA	6
1 or 2	INTERNSHIP	-	ENG	12
2	FINAL EXAMINATION - THESIS	-	ENG	12



Design & Engineering

Design & Engineering

2

sections




DE1



DE2

110

1st year students



40 INT + 70 ITA

3


Double Degree
Programs

- Les Ecoles University
- Tongji University
- Sao Paulo University

Design & Engineering – Study Plan

1st YEAR – 66 CREDITS

sem.	course	section	language	credits
1	PRODUCT DEVELOPMENT DESIGN STUDIO 1	DE1 – DE2	ENG	12
1	DESIGN THEORY AND PRACTICE	DE1 – DE2	ENG	6
1	DESIGN & MANUFACTURING	DE1 – DE2	ENG	6
1	MATERIAL SELECTION CRITERIA IN DESIGN & ENGINEERING	DE1 – DE2	ENG	12
1 or 2	ELECTIVE COURSE	-	ENG/ITA	6
2	PRODUCT DEVELOPMENT DESIGN STUDIO 2	DE1 – DE2	ENG	12
2	MECHANICAL DESIGN	DE1 – DE2	ENG	6
2	DESIGN AND CORPORATE ECONOMICS	DE1 – DE2	ENG	6


 Optional element

BOLD TEXT Design Studio (laboratorio)

Design & Engineering – Study Plan

2nd YEAR – 54 CREDITS

sem.	course	section	language	credits
1	FINAL PROJECT WORK	DE1 – DE2	ENG	18
1	SEMIOTICS	DE1 – DE2	ENG	6
1 or 2	ELECTIVE COURSE	-	ENG/ITA	6
1 or 2	INTERNSHIP	-	ENG	15
2	FINAL EXAMINATION - THESIS	-	ENG	9

 Optional element**BOLD TEXT** Design Studio (laboratorio)



Product Service System Design

Product Service System Design

2

sections



PS1



PS2

100

1st year students



50 INT + 50 ITA

2


Double Degree
Programs

- Tongji University
- Management Engineering at Polimi

Product Service System Design – Study Plan

1st YEAR – 63 CREDITS

sem.	course	section	language	credits
1	INNOVATION STUDIO	PS1 – PS2	ENG	12
1	TEAMBUILDING	PS1 – PS2	ENG	3
1	DESIGN & RESEARCH METHODS	PS1 & PS2	ENG	6
1	LEADERSHIP & INNOVATION STRATEGY	<i>Choose one</i>	ENG	6
	LEADERSHIP & STRATEGIE DI INNOVAZIONE		ITA	
1	UX-DESIGN	PS1 & PS2	ENG	6
2	SERVICE DESIGN AND INNOVATION - PUBBLIC AND SOCIAL CHANGE	<i>Choose one</i>	ENG	6
	SERVICE DESIGN AND INNOVATION - SMART SERVICE		ENG	
2	DATA AND SERVICE DESIGN	PS1 & PS2	ENG	6
2	PRODUCT SERVICE SYSTEM DESIGN STUDIO	PS1 – PS2	ENG	12
2	DESIGN SEMINAR	PS1 – PS2	ENG	6


 Optional element

BOLD TEXT Design Studio (laboratorio)

Product Service System Design – Study Plan

2nd YEAR – 57 CREDITS

sem.	course	section	language	credits
1	FINAL SYNTHESIS DESIGN STUDIO SECT.1	<i>Choose one</i>	ENG	18
	FINAL SYNTHESIS DESIGN STUDIO SECT.2			
1	SYSTEM DESIGN FOR SUSTAINABILITY	PS1 & PS2	ENG	6
1 or 2	ELECTIVE COURSE	-	ENG/ITA	6
1 or 2	ELECTIVE COURSE	-	ENG/ITA	6
1 or 2	INTERNSHIP	-	ENG	9
2	FINAL EXAMINATION - THESIS	-	ENG	12

 Optional element

BOLD TEXT Design Studio (laboratorio)



Design for the Fashion System

Design for the Fashion System

2

sections



M1



M2

70

1st year students



30 INT + 40 ITA

2


Double Degree
Programs

- Tsinghua University
- Universidade do Vale do Rio dos Sinos

Design for the Fashion System – Study Plan

1st YEAR – 60 CREDITS

sem.	course	section	language	credits
1	FASHION DESIGN STUDIO	M1	ENG	15
	ACCESSORY DESIGN STUDIO	M2	ENG	
1	DESIGN FOR BRANDING STRATEGIES	M1 & M2	ENG	6
1 or 2	ELECTIVE COURSE	-	ENG	6
2	FASHION RETAIL EXPERIENCE	M1 - M2	ENG	15
2	TRENDS RESEARCH AND DESIGN DIRECTIONS	M1 & M2	ENG	6
2	FASHION MATERIALS AND TECHNOLOGIES	M1 & M2	ENG	6
2	WORKSHOP	M1 - M2	ENG	6

 Optional element

BOLD TEXT Design Studio (laboratorio)

Design for the Fashion System – Study Plan

2nd YEAR – 60 CREDITS

sem.	course	section	language	credits
1	DESIGN FOR THE FASHION SYSTEM - FASHION TECH	<i>Choose one</i>	ENG	18
	DESIGN FOR THE FASHION SYSTEM - FASHION CRAFT			
1	DIGITAL FASHION EXPERIENCE DESIGN	M1 & M2	ENG	6
1	LEADERSHIP & STRATEGIE DI INNOVAZIONE	<i>Choose one</i>	ITA	6
2	MANAGEMENT FOR FASHION		ENG	
1 or 2	ELECTIVE COURSE	-	ENG/ITA	6
1 or 2	INTERNSHIP	-	ENG	14
2	FINAL EXAMINATION - THESIS	-	ENG	10



Optional element

BOLD TEXT Design Studio (laboratorio)



Interior and Spatial Design

Interior and Spatial Design

4

sections



IS1



IS2



IS3



IS4

150

1st year students



50 INT + 100 ITA

2

Double Degree
Programs

- Tongji University
- Tsinghua University

Interior and Spatial Design – Study Plan

1st YEAR – 60 CREDITS

sem.	course	section	language	credits
1	NEW INTERIORS 1	IS1	ITA	15
	EPHEMERAL TEMPORARY SPACES 1	IS2	ENG	
	LANDSCAPE AND INTERIOR SPATIAL DESIGN 1	IS3	ENG	
	FLEXIBLE DWELLING	IS4	ENG	
1	ATELIER FOR TECHNOLOGIES	IS1	ITA-ENG	6
1	ATELIER FOR TECHNOLOGIES	IS2-IS3	ENG	6
1	ATELIER FOR TECHNOLOGIES	IS4	ENG	6
1	WORKSHOP	-	ENG	6
2	SPATIAL EXPERIENCE DESIGN	<i>Choose one</i>	ENG	15
	DESIGN FOR PLACEMAKING			
	ANTICIPATORY SPATIAL SCENARIOS			
2	SAILING YACHT DESIGN	IS4	ENG	15
2	MUSEOLOGY IN CONTEMPORARY AGE	-	ENG	6
2	LIGHTING	IS1-IS2	ENG	6
2	LIGHTING	IS3-IS4	ENG	6
2	ARTS AND LANGUAGES OF THE PRESENT	<i>Choose one</i>	ENG	6
	CULTURA ITALIANA		ITA	

Interior and Spatial Design – Study Plan

2nd YEAR – 60 CREDITS

sem.	course	section	language	credits
1	FINAL SYNTHESIS DESIGN STUDIO SECT.1	<i>Choose one</i>	ITA/ENG	15
	FINAL SYNTHESIS DESIGN STUDIO SECT.2		ENG	
	FINAL SYNTHESIS DESIGN STUDIO SECT.3		ENG	
	FINAL SYNTHESIS DESIGN STUDIO SECT.4		ENG	
1	SAILING YACHT	IS4	ENG	15
1	CONTEMPORARY INTERIORS	<i>Choose one</i>	ENG	6
2	ARTE CONTEMPORANEA E SPAZI		ITA	
1 or 2	ELECTIVE COURSE	-	ENG/ITA	6
1 or 2	ELECTIVE COURSE	-	ENG/ITA	6
1 or 2	INTERNSHIP	-	ENG	15
2	FINAL EXAMINATION – THESIS	-	ENG	12



Optional element

BOLD TEXT Design Studio (laboratorio)



Integrated Product Design

Integrated Product Design

2

sections




IP1



IP2

100

1st year students



20 INT + 80 ITA

4


Double Degree
Programs

- São Paulo University
- Tsinghua University
- Universidade do Vale do Rio dos Sinos

Integrated Product Design – Study Plan

1st YEAR – 60 CREDITS

sem.	course	section	language	credits
1	LABORATORIO SVILUPPO PRODOTTO	IP1	ITA	12
	PRODUCT DEVELOPMENT STUDIO	IP2	ENG	
1	MATERIALS AND MANUFACTURING FOR DESIGN	IP1 & IP2	ENG	6
1	LIFE DESIGN	IP1 & IP2	ENG	6
1	DESIGN STRATEGICO E DEI SERVIZI	<i>Choose one</i>	ITA	6
	STRATEGIC AND SERVICE DESIGN		ENG	
1 or 2	ELECTIVE COURSE	-	ENG/ITA	6
2	CONCEPT DESIGN STUDIO – GREEN	<i>Choose one</i>	ENG	12
	CONCEPT DESIGN STUDIO – SMART			
2	INNOVATION CULTURES AND THEORIES	IP1 – IP2	ENG	6
2	DESIGN FUTURES	<i>Choose one</i>	ITA	6
	DESIGN FUTURES		ENG	


 Optional element

BOLD TEXT Design Studio (laboratorio)

Integrated Product Design – Study Plan

2nd YEAR – 60 CREDITS

sem.	course	section	language	credits
1	LABORATORIO DI SINTESI FINALE SEZ. 1	Choose one	ITA	18
	FINAL SYNTHESIS STUDIO SECT. 2		ENG	
1	WORKSHOP EXPERIENCE	-	ENG	6
1	INCLUSIVE PRODUCT DESIGN	Choose one	ENG	6
2	INCLUSIVE PRODUCT DESIGN		ENG	
1 or 2	ELECTIVE COURSE	-	ENG/ITA	6
1 or 2	INTERNSHIP	-	ENG	14
2	FINAL EXAMINATION – THESIS	-	ENG	10

 Optional element

BOLD TEXT Design Studio (laboratorio)



Communication Design

Communication Design

3

sections



C1




C2



C3

135

1st year students



15 INT + 120 ITA

4


Double Degree
Programs

- Sao Paulo University
- Tongji University
- Tsinghua University

Communication Design – Study Plan

1st YEAR – 60 CREDITS

sem.	course	section	language	credits
1	SEMIOTICS METHODS FOR DESIGN	<i>Choose one</i>	ENG	6
	SEMIOTICA DEL PROGETTO		ITA	
1	SOCIOLOGY OF MEDIA	<i>Choose one</i>	ENG	6
	SOCIOLOGIA DEI MEDIA		ITA	
1	ANTHROPOLOGY OF COMMUNICATION (CHANGES IN SOCIAL DYNAMICS)	<i>Choose one</i>	ENG	6
	ANTROPOLOGIA DELLA COMUNICAZIONE		ITA	
1	CULTURA DELL'IMMAGINE DIGITALE	<i>Choose one</i>	ITA	6
2	DIGITAL AESTHETICS		ENG	
1	WORKSHOP 1	C1-C2-C3	ENG	6
1 or 2	ELECTIVE COURSE	-	ENG/ITA	6
2	LABORATORIO DI SISTEMI PER L'INTERAZIONE	C1-C2	ITA	12
	INTERACTION DESIGN STUDIO	C3	ENG	
2	COMPLEX ARTEFACTS AND SYSTEM DESIGN STUDIO	<i>Choose one</i>	ENG	12
	LAB .DI PROGETTAZIONE DI ARTEFATTI E SISTEMI COMPLESSI – A		ITA	
	LAB. DI PROGETTAZIONE DI ARTEFATTI E SISTEMI COMPLESSI – B		ITA	

 Optional element

BOLD TEXT Design Studio (laboratorio)

Communication Design – Study Plan

2nd YEAR – 60 CREDITS

sem.	course	section	language	credits
1	LABORATORIO DI SINTESI FINALE SEZ.1	Choose one	ITA	18
	LABORATORIO DI SINTESI FINALE SEZ.2		ITA	
	FINAL SYNTHESIS STUDIO SECT.3		ENG	
1 or 2	ELECTIVE COURSE	-	ENG/ITA	6
2	WORKSHOP 2	C1-C2-C3	ENG	6
1 or 2	INTERNSHIP	-	ENG	18
2	FINAL EXAMINATION - THESIS	-	ENG	12

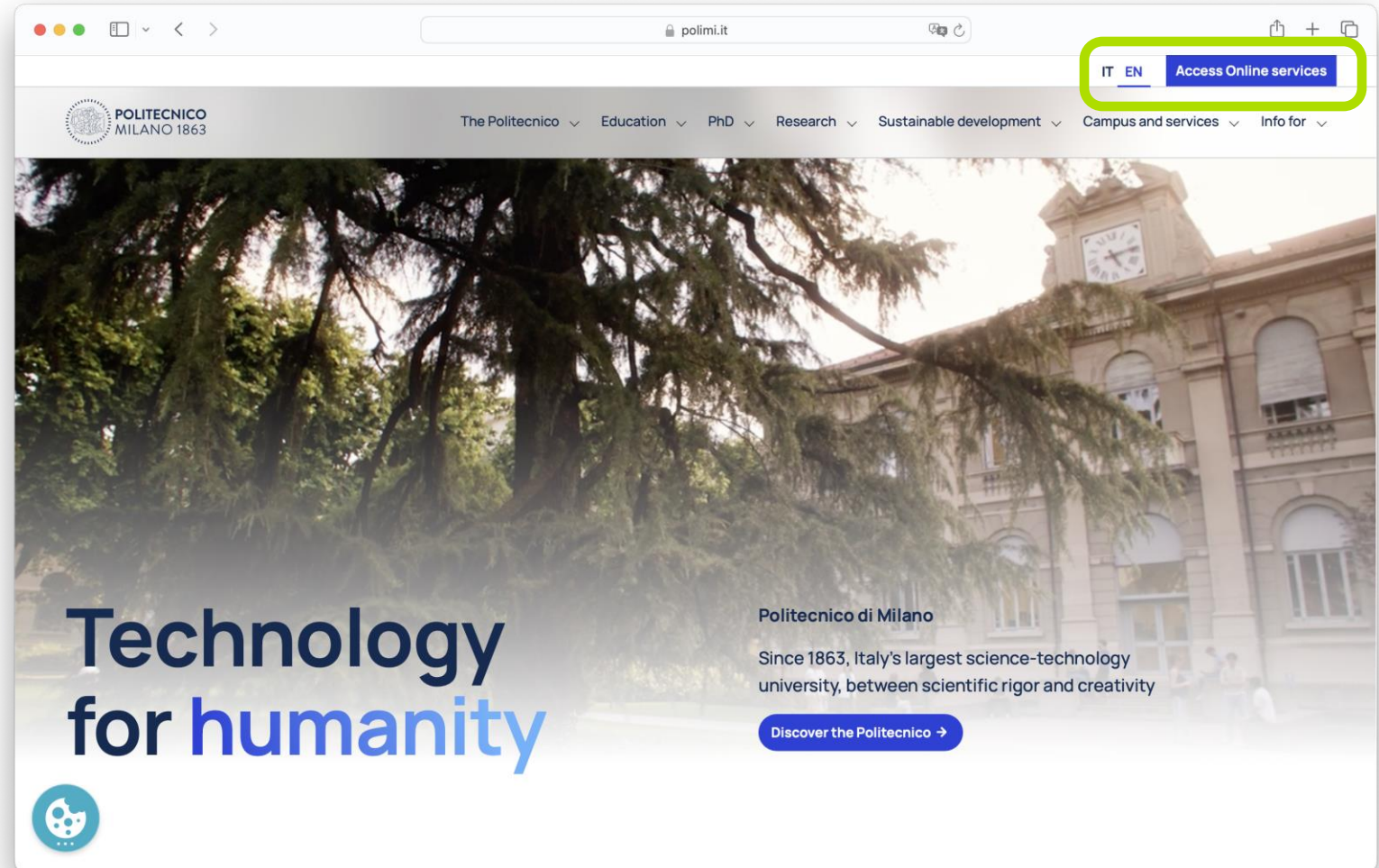
Didactic Tools

04

University Website

On the main page you can find the link to access **Online Services**

polimi.it > [Online Services](#)



Online Services > Mail & Career

Webmail

Check your institutional mailbox:
name.surname@mail.polimi.it

WeBeep

Login to WeBeep, the online platform supporting education at Polimi.

Career

Displays the **study plan** approved or being approved, indicating courses you've registered in and exams results.

Services

Find a Service...

▼ Requests and assistance

^ Mail and other Cloud services

Webmail, storage and other cloud services

Mailboxes and mailing lists

Cloud services - User situation

WeBeep

Recordings Archive

▼ Administration

^ Career

Career

Study Plan - Presentation

Study Plan - semester Changes

Transfer request, waiver, suspension

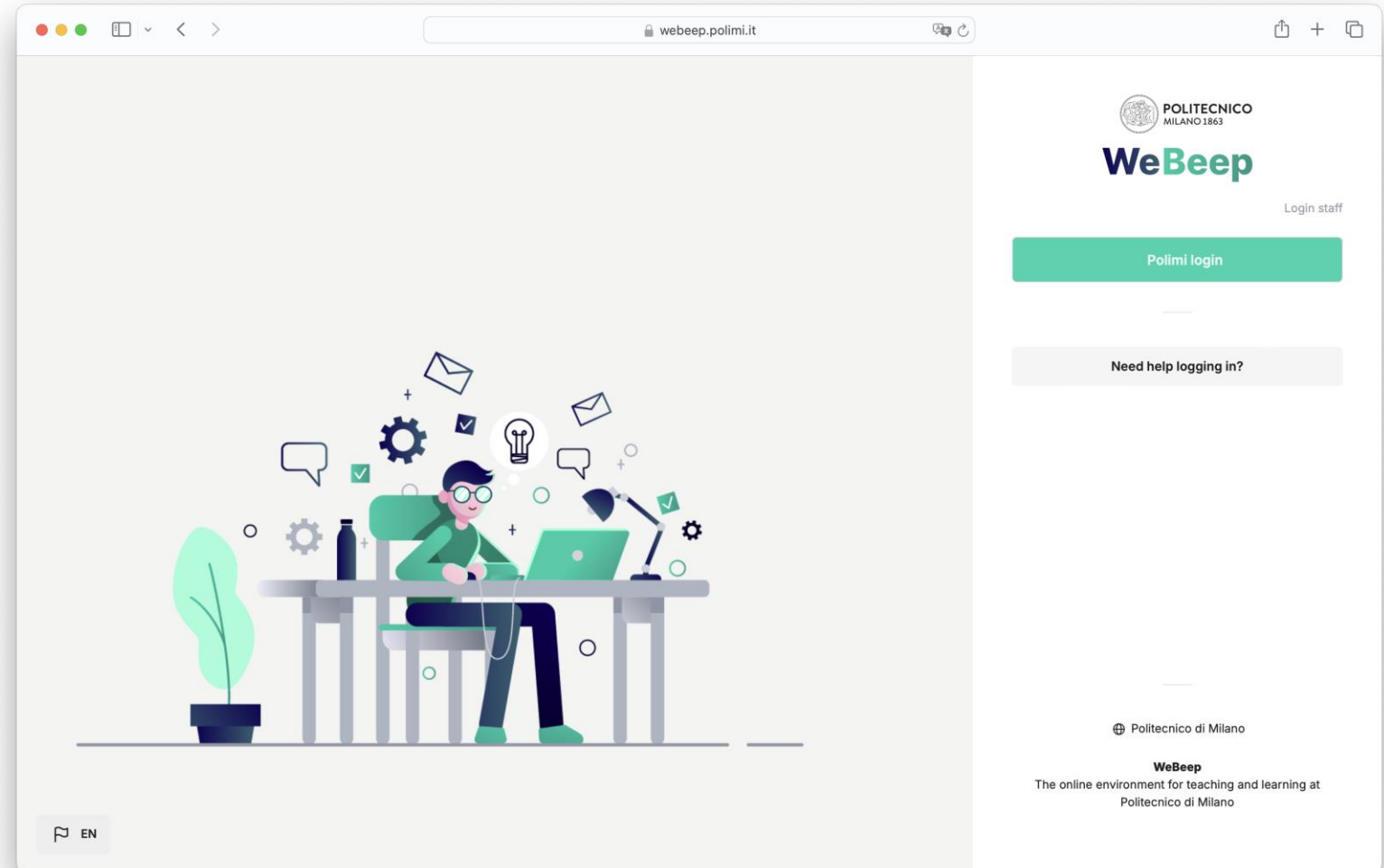
Digital badges - BESTR

Digital badges - MyOpenBadge

Simultaneous enrolment declaration

WeBeep

Use your Polimi credentials to log in to **WeBeep**, the online platform for study and exchange used by faculty and students.



WeBeep

After logging in, you'll see an **overview of the courses** you've registered in.
For each course, you'll have access to the following tools:

- **NOTICE BOARD**

Check course announcements written by professors and tutors

- **MATERIALS**

Check the materials provided by professors

- **RECORDINGS**

Rewatch the recorded course lectures (if available)

- **ASSIGNMENTS**

Submit required documents for exercises set up by professors

Online Services > Data
















Edit personal data

Enables to view and update your own **personal** and **contact data**

Training courses

Offers a range of **online courses**, including **safety**, along with **access to certificates**.



^ Data	
University Address Book	 
Policard: activation, status and reissue	
Tesserino Policard - Attivazione Servizi Bancari	
Certificate and self certification request	
Edit personal data	
Management of payment methods	
Compilation questionnaires	
University fees and economic benefits	
Training courses	
Application form - exemption from all-inclusive contribution	
POLIPSI	
Identità e benessere	
Converting files into alternative and accessible formats	 

Training Courses › Safety Courses

School of Design students are required to take **2 online safety courses**:

1

Basic Course on Safety

The Online **Basic Course on Safety** is **compulsory for every student** at Polimi.

You won't be able to register to exams if you don't pass it before.

2

Course to access the Design Labs

This certificate is required to **gain access to the Design Department Labs** and to use the equipment.

We recommend taking this course promptly to participate in lab activities from the very beginning.

Training Courses › Safety Courses

To access the [Basic Course on Safety](#) follow this path:

Online Services › Data › Training Courses › Courses on Safety.



• Basic Course on Safety:

Recipients: teaching staff, contract professors, temporary research fellows, undergraduates and PhD students, technical-administrative personnel and collaborators.

This course - lasting the equivalent of 4 hours - corresponds to compulsory training required to be given to all workers under the H&S regulations. The course is devoted to in-depth analysis of the basic information and presentation of the general concepts regarding prevention of accidents and safety at work. It also includes typical information on the specific training for the majority of the jobs performed in the university, such as the use of equipment with video terminals and the procedures for dealing with emergencies.

Access course in [ITALIAN](#) [ENGLISH](#)

To access the [Course to access the Design Department Labs](#) follow the instructions provided [here](#).

Online Services > Exams

Lecture timetable

Displays **lecture dates** for each course in your study plan (duration, professor, dates and timetables, classrooms).

Exams registration

Permits registration for **exam sessions**. For each exam subject, a list of exam sessions is available.

^ Exams

[Lecture timetable](#)[Exams registration](#)[Consultation of exam results](#)[Code of Honour for course proficiency evaluation](#)

Lecture timetable

Check here to see where and when the lectures in your study plan are held and to **make sure there are no overlapping classes**.

Text timetable		Synoptic timetable										
Date	Where				09:00		10:00		11:00		12:00	13:00
Monday												
Tuesday	B2.1.16											
Wednesday	B2.3.4											
VISUALIZATION AND PROTOTYPING lesson												
<ul style="list-style-type: none">• 22-Feb-23• 01-Mar-23• 15-Mar-23• 22-Mar-23• 29-Mar-23• 05-Apr-23• 12-Apr-23												

Classroom information
(building and classroom number)

Legend	Course name	Professor
	053611 - EFFECTIVE RELATIONSHIPS II - IMPROVE YOUR NTS (NON-TECHNICAL-SKILLS)	
	Virtual classroom - Arrigoni Corrado	Arrigoni Corrado
	Virtual classroom - Spirandelli Alessandro	

Link to enter the
professor's virtual room

Professor's
name

Exams registration

In this section you'll be able to view and update the following:

- **EXAMS TO BE TAKEN**

Check the exams you can register for and their registration deadlines

- **ENROLLMENTS COMPLETED**

View the exams you've registered for, along with information about the exam location, date and time

- **EXAM RESULTS**

Check your grades (only if they have not yet been recorded in your career)

Exams registration • tips

REGISTRATION FOR THE EXAM IS MANDATORY FOR EACH COURSE YOU ARE ATTENDING.

This is necessary in order to record grades in your career.

Pay attention to deadlines:

- For **courses and laboratories**: exam registration opens approximately 1 month before each exam session and closes one week before the exam date.
- For **workshops**: registration will be open throughout the workshop's end.
[Specific deadlines will be visible directly in the application].

Before each registration, you'll need to complete the **course feedback questionnaire**.

Exam Sessions

DESIGN STUDIOS AND WORKSHOPS

- **Design Studios** have only **two exam dates**, both scheduled at the end of the semester in which the studio takes place.
- If not passed, **Design Studios and Workshops must be re-attended** in the following academic year.
- Due to the specific nature of these courses, **no retake exams are available** for Design Studios and Workshops.

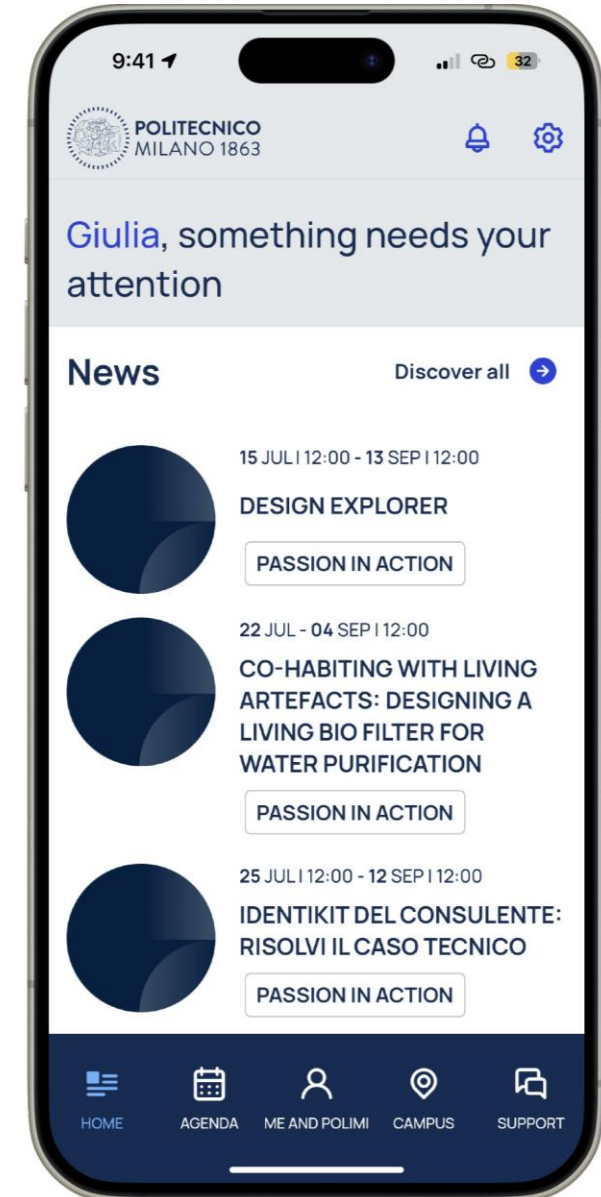
Polimi App

The app to experience Polimi at 360°:

- manage your didactic career, keeping track of your study plan, lessons, exams and fees
- receive personalized notifications and news based on your interests
- search for classroom and available classroom inside campuses

[Polimi on App store](#)

[Polimi on Play store](#)



Save the date!

LEZIONE ZERO

- During the first week of classes
(September 16th - 20th)
- Milano Bovisa Durando Campus,
Building B2

Get to know University, School, departments, services and opportunities available **throughout the year**.

Student representatives from CCS and CP will join to introduce themselves to you. Don't miss it!



Didactic Labs


05

Polimi Design Labs

The **Department Laboratory System**, covering 6,000 square metres, is the largest international centre of technological infrastructure supporting design research and teaching.

Constantly expanding and updating, the historic **Prototypes and Exhibit Lab**, **Fashion Lab**, and **Image Lab** are joined by new spaces such as **Open Lab** and **Open Tech**, which provide equipment and expertise for research, design, and prototyping.


The Department is reorganising to create a **Centre of Competence** by 2026, starting with a **Pilot Lab** to explore new design-technology interactions, enhancing research, and responding to advanced training needs in digital transformation and sustainability.



Polimi Design Labs




Lab Immagine
Photo & Video



Lab Moda
Fashion



**Lab Prototipi
& Allestimenti**
Prototypes & Exhibit



Open Lab
Free Access Workspace

Lab access

Every time you need to access the Design Labs, you have to book via **Affluences** and bring your **personal badge**.



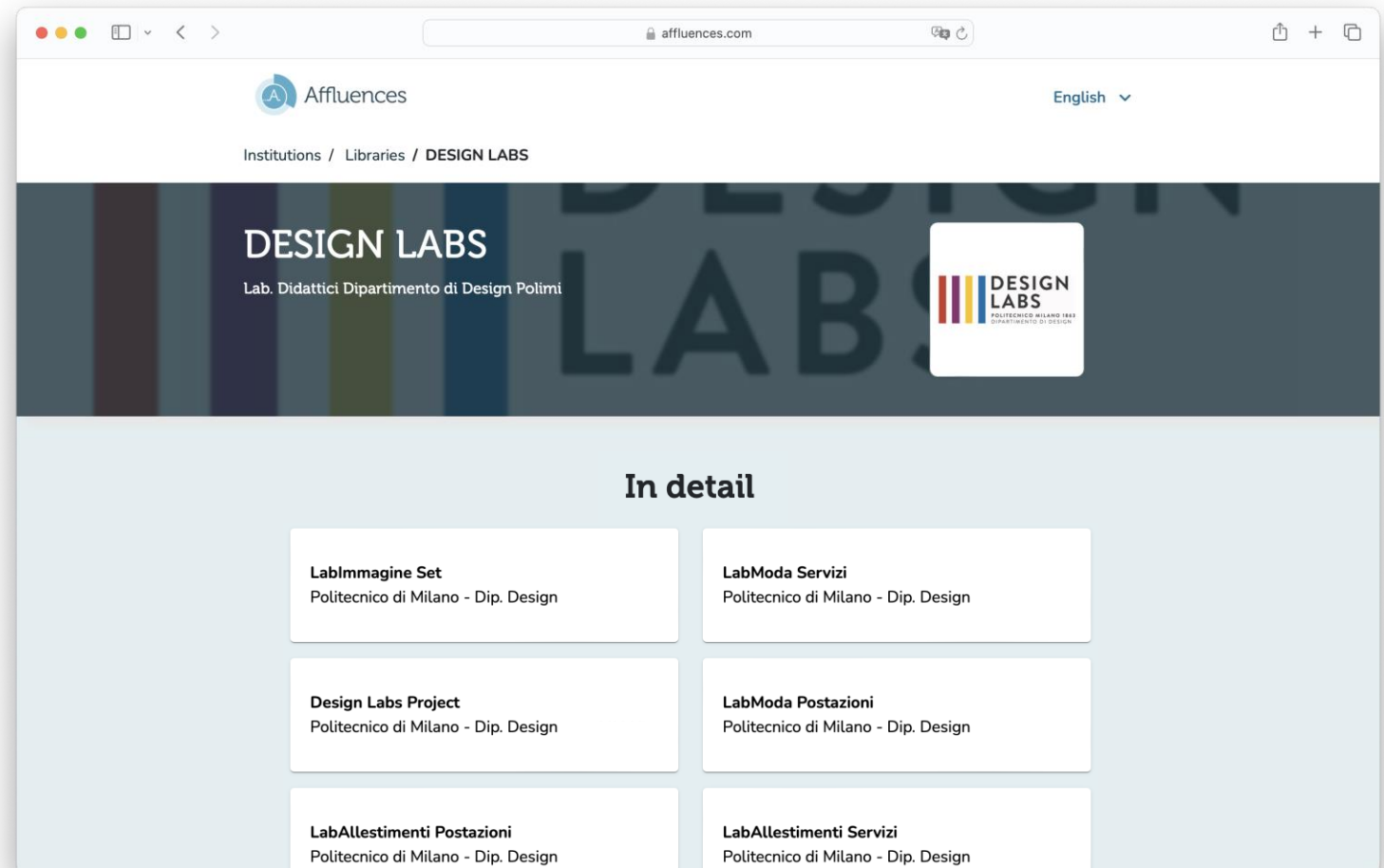
Lab access · Affluences

Affluences is an application used for managing reservations of public spaces. It's available as a [web page](#) or as a free mobile app from [App Store](#) or [Google Play](#).

Use it to:

- book **trainings** (for labs requiring it)
- book **workstations** whenever you want to use lab services

affluences.com



Lab Immagine • image

The Image Lab supports teaching and research in **audiovisual** and **photographic communication**, covering all phases from concept to post-production.

It features 1,000 m² of modular studio space equipped for professional photography and video in various sizes.

[labs-image](#)



Lab Moda • fashion

The Fashion Lab specializes in **knitwear** and **tailoring**, equipped with various industrial sewing and cutting machines, knitting machines and other tools.

It enables students to work with diverse materials and techniques, supporting learning and industry research.

[labs-fashion](#)



Lab Prototipi & Allestimenti

• prototypes & exhibit

The Prototype & Exhibit Lab combines expertise in designing and experimenting with interior spaces, furniture and prototypes.

It supports the creation of **models** and **structures** for **exhibitions**, **events**, and **industry** for design, architecture and art installations, and promotes innovation in materials and processes by blending traditional craftsmanship with advanced technology.

[labs-prototypes-exhibit](#)



Open Lab

Open Lab is a **free-access workspace** fostering student autonomy and collaboration, ideal for creating lightweight prototypes without technician support. Open from 8:00 am to 8:00 pm, Monday to Saturday, it operates on a no-reservation basis.

Equipped with workbenches, photo/video setups, mannequins and a woodworking bench, it supports diverse creative projects across disciplines.

[open-lab](https://open-lab.polimi.it)



Opportunities

06

International Mobility Programs

350

students leaving for an
international experience
every year

145

Universities for
Erasmus EU

73

Universities for
Erasmus Extra EU

7

Universities for **Double
Degree** programs

Polimi Exchange

2 CALLS

- November
- March

[@polimi_exchange](https://design.polimi.it/mobility)

International Double Degree



Internal Double Degree

Multidisciplinary program of six semesters (three years) enabling students to earn two Master's Degrees.

Focus: design and management of innovative business models for product-service systems.

Approach: integration of design and management disciplines, immersing students in diverse schools of thought and backgrounds.

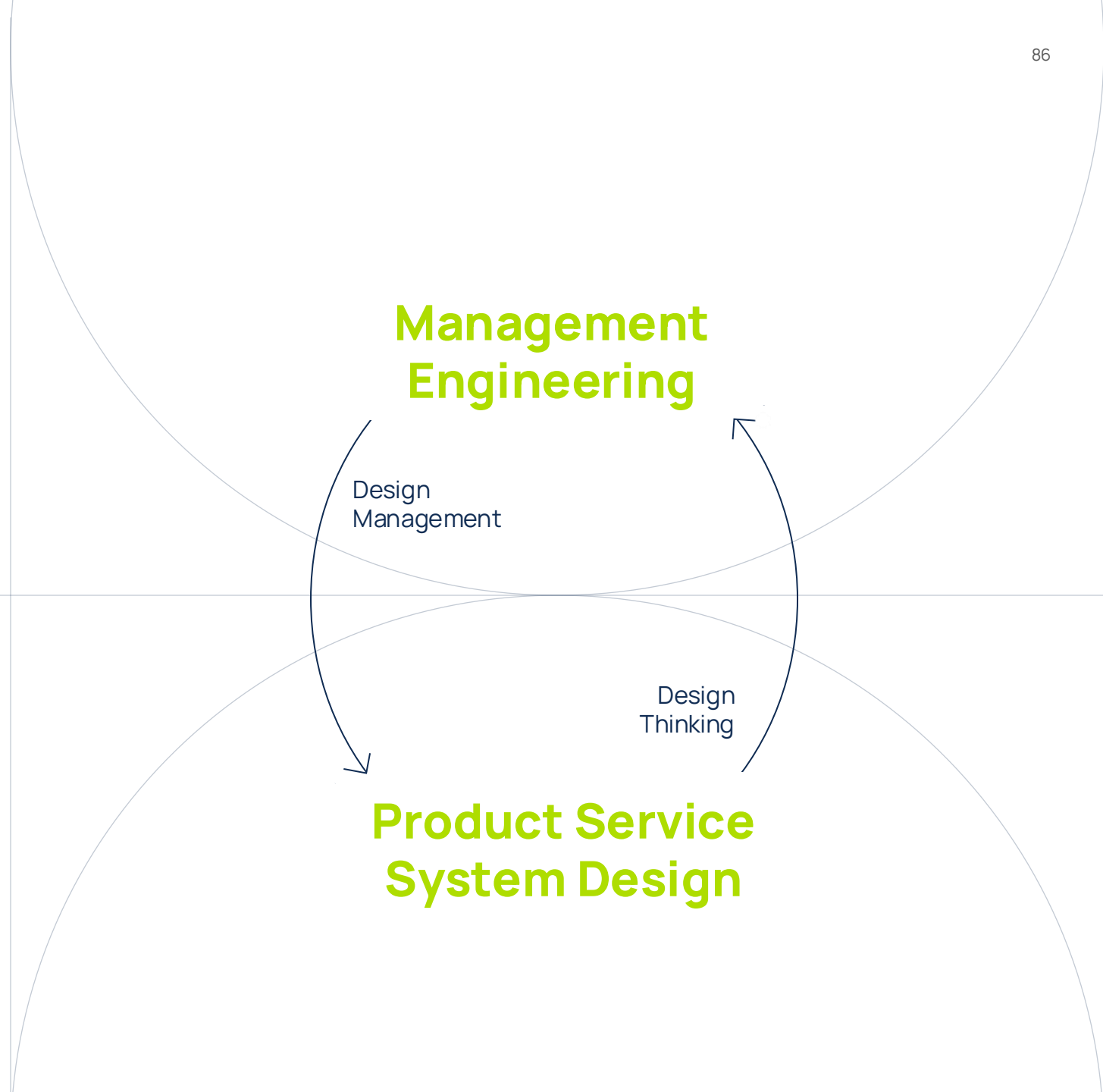
design.polimi.it/double-degrees

**Management
Engineering**

Design
Management

Design
Thinking

**Product Service
System Design**

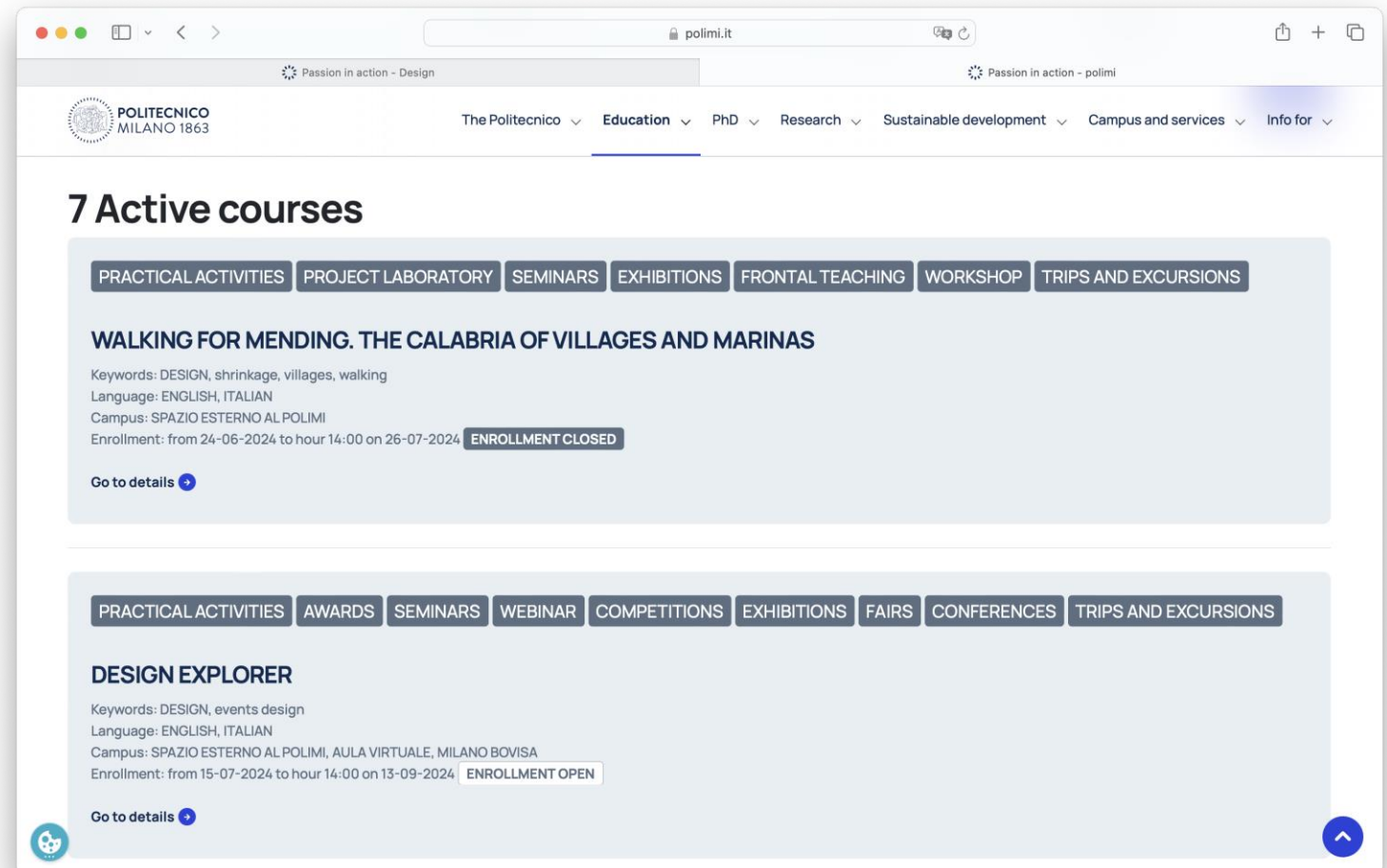


Passion in Action

An **open participation program** offering activities designed to develop students' transversal, soft and social skills, enhancing personal, cultural, and professional growth.

The program is open to all students, who can select subjects based on their interests.

Check active courses at
polimi.it/passion-in-action



Language Courses

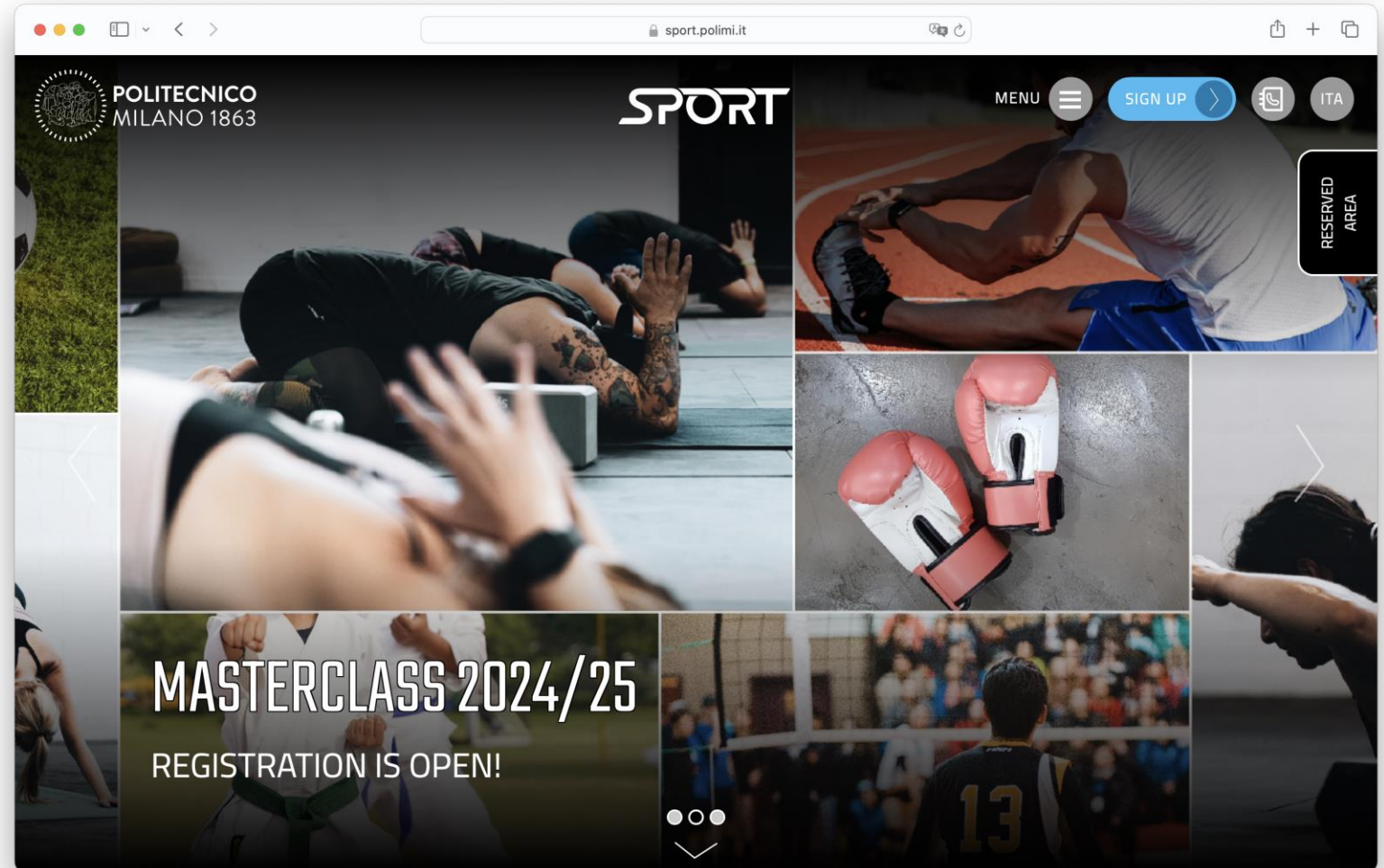
ONLINE ITALIAN COURSES

- Polimi sets up **italian courses** addressed to foreign and exchange students. Students interested can get more information and register, whilst the Call is open, through the **Language Courses Catalogue** available within the Online Services.
- You can also join a [free Online Italian Course](#) aimed at beginners, that will guide you into the discovery of Italian language and culture.

Polimi Sport

Discover and join sport events, courses and activities at Polimi!

sport.polimi.it



PoliPsi

IN TIMES OF DISTRESS AND UNCERTAINTY

PoliPsi is the free counselling and psychological and psychotherapeutic support service for students and PhD candidates at Politecnico di Milano.

The services can be requested at any time -- after registering and in full compliance with privacy legislation -- by accessing the PoliPsi application from your [Online Services](#).

Find out more at [Psychological Wellbeing](#)

Important Contacts

07

International Students Office



Answers questions about
enrolment, fiscal code,
Polimi badge



Provides **certifications**
and **official documents**



Provides information and
support about the **stay**
permit, visa issues,
health insurance

[Contacts for students](#)

Academic Orientation Office



Answers questions about
study plan issues,
admission process



Answers questions about
exam registration,
final degree



Provides information and
support about **transfers**
and **degree changing**

[Contacts for students](#)

Student contacts

ESN POLIMI

A student association, aimed at supporting exchange students by providing information and assistance.

<https://milanopolitecnico.esn.it/>

POLINETWORK

Check out links to join WhatsApp and Telegram groups of all bachelor and master design courses.

design.polinetwork.org

ASSOCIATIONS

Polimi students are represented in different bodies, associations and Representative Lists.

[representatives-and-associations](#)

Follow us!



[@scuoladesign.polimi](https://www.instagram.com/scuoladesign.polimi)
[@polimi](https://www.instagram.com/polimi)



[@Politecnico di Milano](https://www.facebook.com/Politecnico di Milano)



[@polimi](https://www.x.com/polimi)



[@Politecnico di Milano](https://www.linkedin.com/company/Politecnico di Milano)



[@polimi](https://www.youtube.com/polimi)

Campus Life

08

How to reach Bovisa Campus

BY BUS

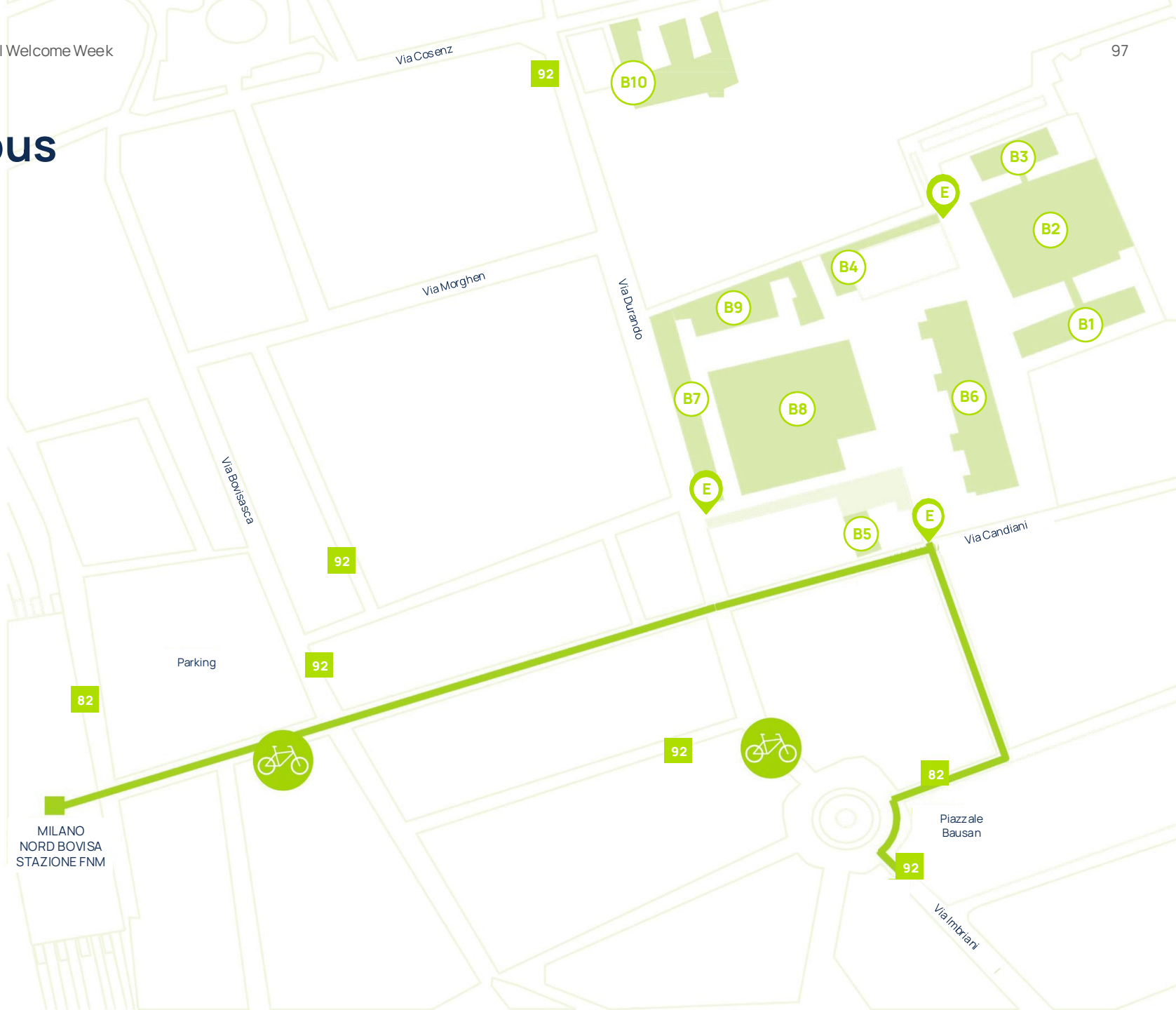
Bus 92: get out at the stop
“Via Imbriani -- Piazzale Bausan”
Bus 82: get out at the stop
“Via Maffucci – Via Balducci”

BY TRAIN

Get out at the stop “Bovisa Politecnico”.
Out of the station turn left.
Trains headed to Bovisa: S1, S2, S3, S4, S12, S13

BY BIKE SHARING (BikeMI)

Two bike stations located near Bovisa
Train station and Bausan Square



Bovisa Campus Durando-Candiani

- E** Entrance
- B1** Library– 1st floor
School of Design Offices – 3rd floor
- B2** Classrooms and Design Labs
- B3** Polifactory
- B4** Polishop and Poliprint
- B5** Poli.Design
- B6** Classrooms and Crash Test Lab
- B7** Design Department
- B8** Classrooms
- B9** Aula “Carlo De Carli”



BBC -- Bovisa Candiani Library

Bovisa Campus, Building B1

Open Monday to Friday 8:30 a.m. -- 8:45 p.m.
and Saturday 9:00 a.m. – 16:45 p.m.

To access the library and borrow books you need your university ID card (**Policard**) or your enrollment receipt.

biblio.polimi.it · [University Catalogue](#)



Polimi Store & Poliprint

Bovisa Campus, Building B4

Open Monday to Friday, 9:00 a.m. -- 6:30 p.m.

OFFICIAL MERCHANDISING STORE

You can buy Polimi branded clothing, bags, accessories, sports and stationery

POLIPRINT PRINTING CENTRE

Photocopying, printing from files and plotting services are available, as well as stationery, material for plastics and specific products for Fashion Design courses.

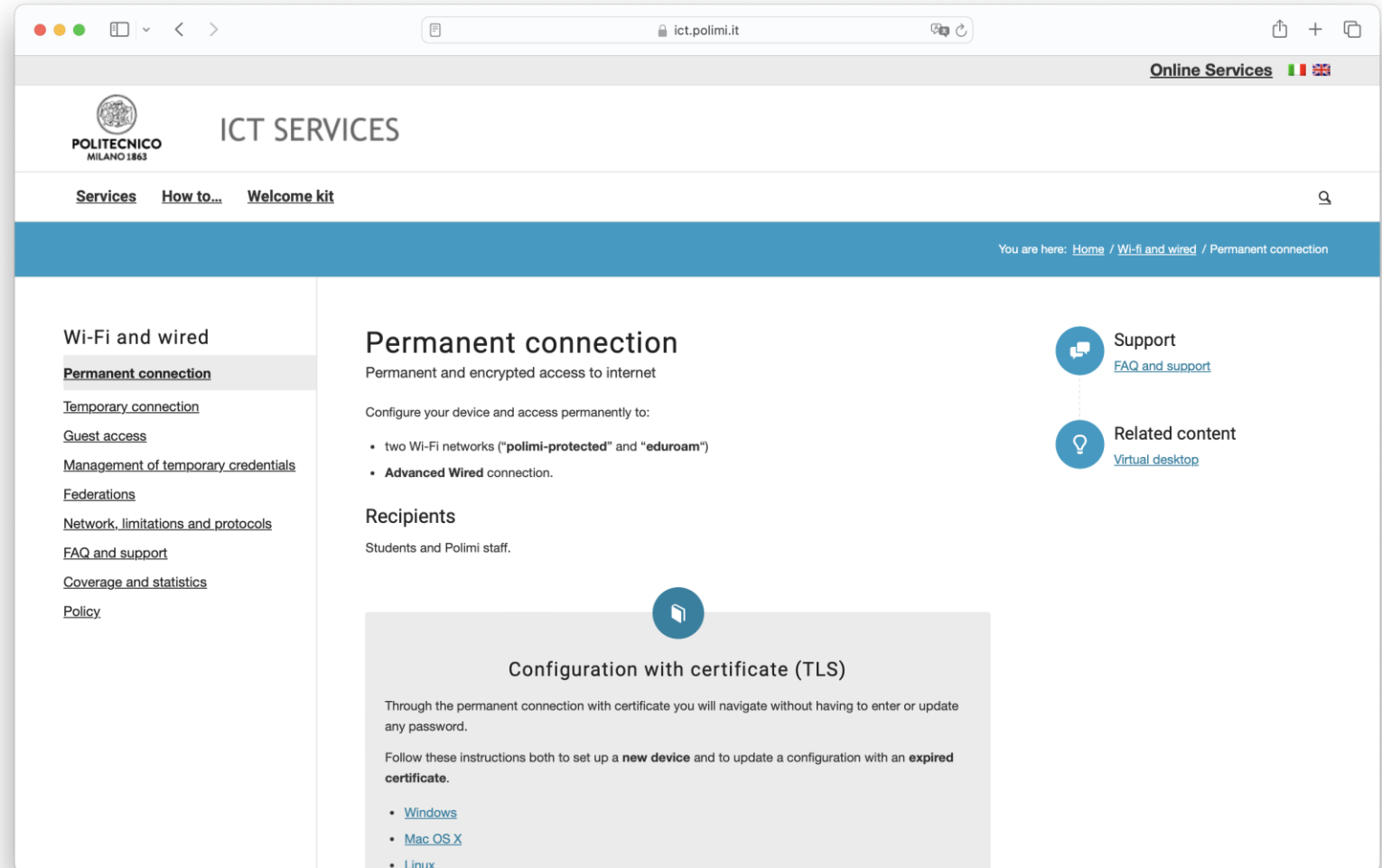


Wi-fi connection

We suggest you connect your devices to Polimi **permanent connection**.

Without this configuration, you'll need to enter your credentials each session (**temporary connection**).

You can find instructions here:
ict.polimi.it



Lunch time!

BRING YOUR SCHISCETTA!

“Schiscetta” is the milanese word to indicate the lunchbox you prepare at home.

There's plenty of microwaves in the groundfloor of B2 building that you can use to warm up your food.



Lunch time!

- **BISTROT-CANTEEN**

PolEATecnico , inside the campus

- **PASTA**

Centoventicinque, Via Candiani 125

- **BAKED GOODS**

Il paradiso del pane, Via Don Giovanni Verità 19

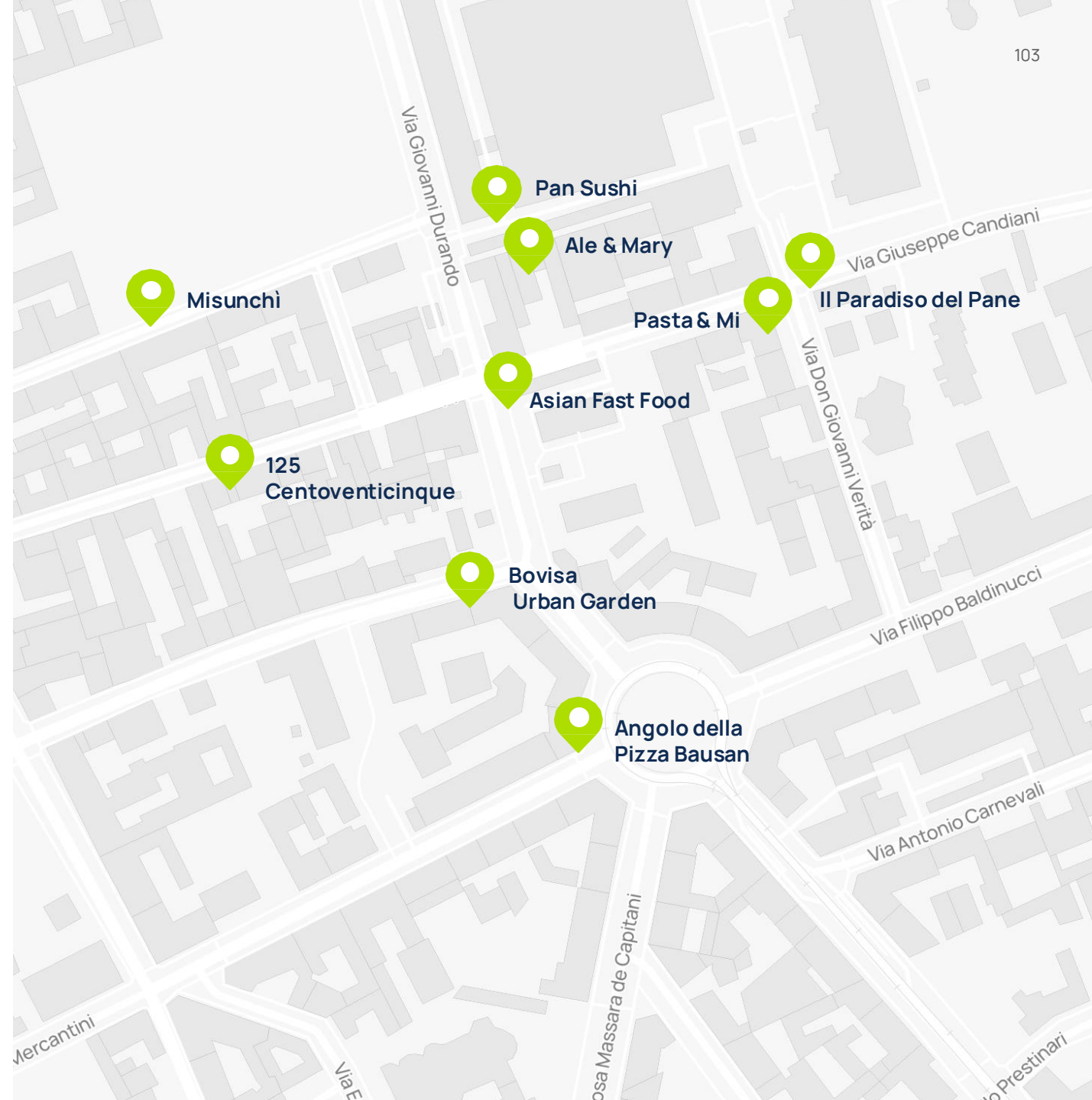
- **ASIAN FOOD**

Pan Sushi, Via Lambruschini 7

Delicious Asian Fast Food, Via Candiani 98

- **VEGAN FOOD**

Misunchi, Via Andreoli 17



Be mindful of your belongings!

Unfortunately, there have been several cases of theft on our campus. Never leave your items unattended, always keep an eye on your laptop and backpack!

Designers' favourites

As a design student, here's what you can't miss:

- **Triennale Design Museum** (Viale Alemagna 6, accessible from Bovisa station to Cadorna station)
- **ADI Design Museum** (Piazza Compasso d'Oro 1, reachable from Bovisa station to Porta Garibaldi station)

We also recommend checking [Zero](#) for cultural events in Milan



Enjoy an Aperitivo!

Studying and exams can drain your energy, but remember, **taking breaks and bonding with your classmates** is just as crucial!

Why not join your group for some social activities? An **aperitivo**, that delightful Italian tradition where you sip on drinks and nibble on tasty snacks while chatting with friends is the perfect way to unwind after a long day.



POLIMI
DESIGN
SYSTEM

We're happy to welcome you
to our campus!

INTERIOR
DESIGN

CAR
DESIGN

PRODUCT
DESIGN

COMMUNICATION
DESIGN



Thank you!