



POLITECNICO
MILANO 1863

| SCUOLA
DEL DESIGN

Welcome Week

Exchange students

2025-2026

Silvia Ferraris • Delegate International Projects School of Design

Carolina Cruz • International Relations School of Design

Index

00

Introduction

01

The Design System
at Polimi

02

Courses and Credits

03

Learning Agreement
and Study Plan

04

Didactic Tools

05

Didactic Labs

06

Opportunities

07

Important Contacts

08

Campus Life

Introduction

00

A thin, light blue circle is positioned on the left side of the slide, partially overlapping the text.

Since 1863 Politecnico di Milano is Italy's largest science-technology University, between scientific rigor and creativity.

Politecnico History

1863



SCHOOL OF
ENGINEERING

1926



SCHOOL OF
ARCHITECTURE

2000

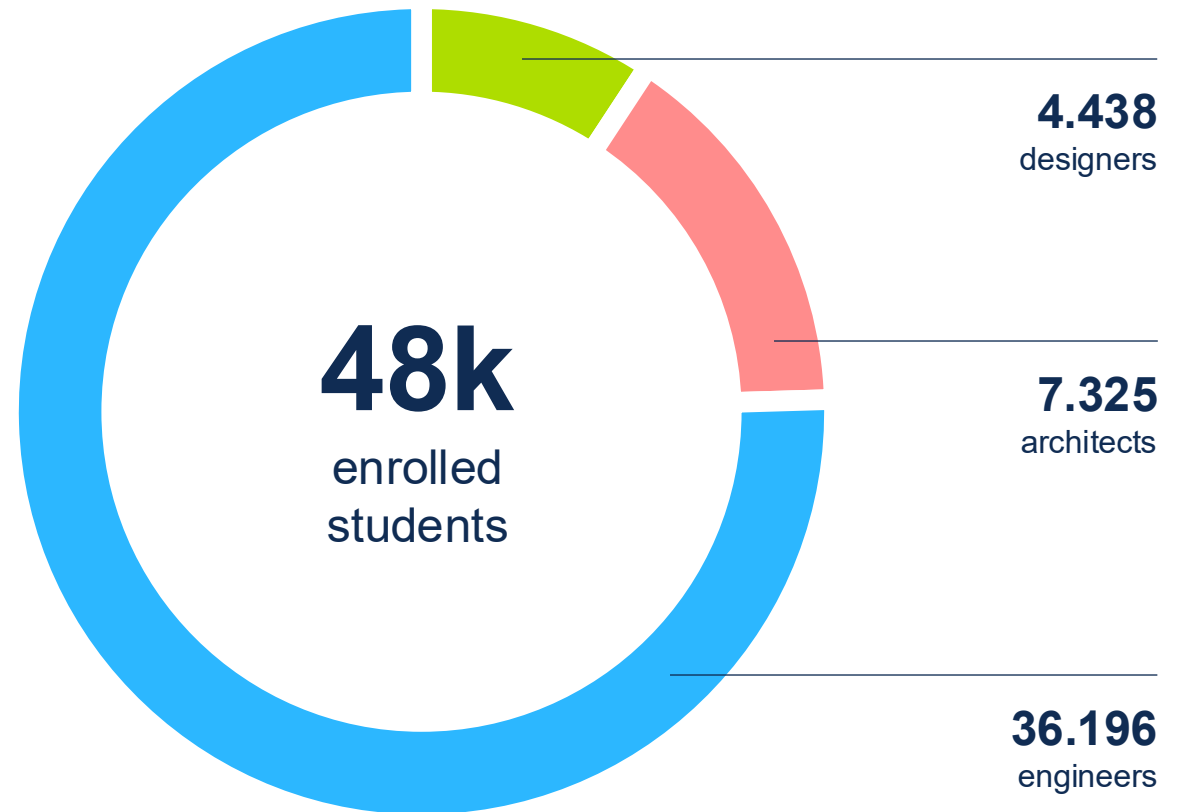


SCHOOL
OF DESIGN

How many?

Politecnico di Milano is a large community of 47.959 enrolled students and 1.893 PhD students. **International enrolled students are more than 8.000.**

Students numbers upd. march 2023



4 Schools

School of Civil, Environmental and Land Management Engineering



3 Bachelor & 4 Master

ingcat.polimi.it

School of Industrial and Information Engineering



17 Bachelor & 19 Master

ingindinf.polimi.it

School of Architecture Urban Planning Construction Engineering



3 Bachelor & 13 Master

auic.polimi.it

School of Design



5 Bachelor & 7 Master

design.polimi.it

12 Departments

Aerospace science and technology

Management, economics and industrial engineering

Architecture and urban studies

Design

Mechanical engineering

Energy

Architecture, built environment and construction engineering

Mathematics

Electronics, information and bioengineering

Physics


Chemistry, materials and chemical engineering

Civil and environmental engineering

School of Design

An integrated approach combining creativity, technology and sustainability for education.

design.polimi.it



An international excellence

According to the **QS World University Rankings 2025**, based on academic reputation, employer reputation and research impact, Politecnico di Milano is confirmed as a global excellence in the **Art & Design** category.

1st
in Italy

6th
in the world

Milano design culture



ADI Design Museum



Triennale Milano



MEET – Digital Cultural Centre

Milano design culture



Salone del Mobile



Fuorisalone



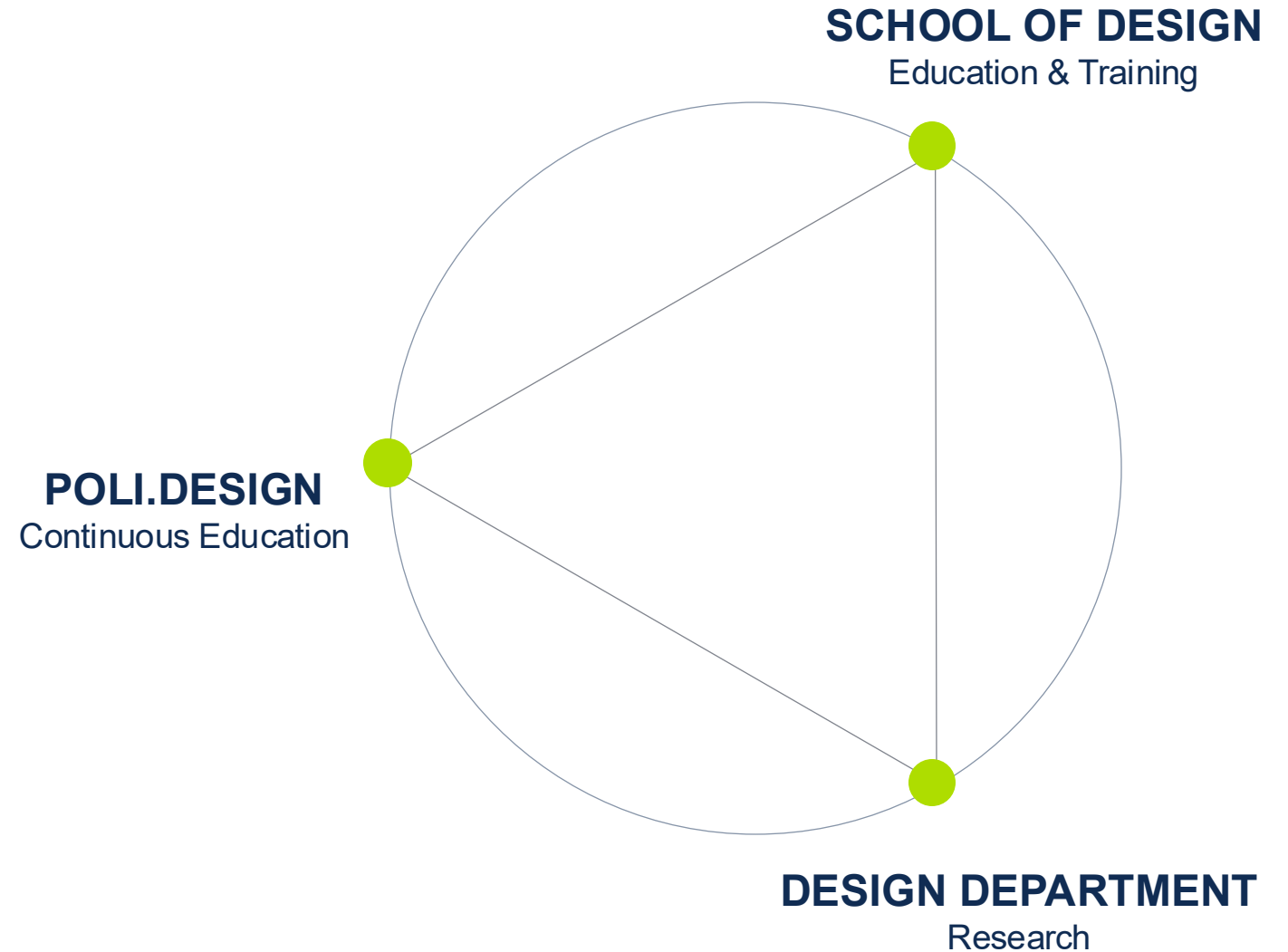
Milano Fashion Week

The Design System at Polimi

01

The Design System

There are **3 entities** which intend to carry out excellence about design and satisfy requests from a **technological, productive and professional context** in continuous evolution.



An international school

250

international students enrolled
per year

250

exchange and double degree
students

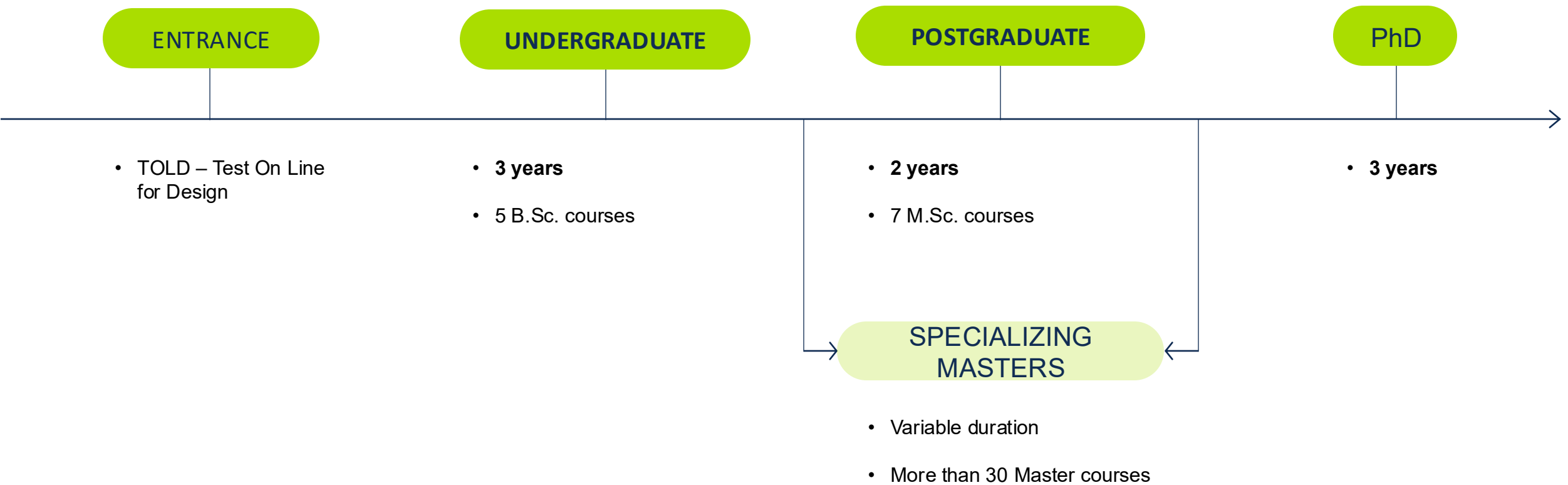
30

visiting professors for research
and teaching

215

partner universities
around the world

The Education Path



Training areas

Interior and Spatial Design. Product Design. Fashion Design. Communication Design. Design & Engineering. Digital and Interaction Design. Integrated Product Design. Product Service System Design.

Design Courses

Bachelor Degrees – B. Sc.

COURSE	LANGUAGE
Product Design	ITA
Communication Design	ITA
Interior Design	ITA
Fashion Design	ITA
Interaction Design	ENG

Master Degrees – M. Sc.

COURSE	LANGUAGE
Integrated Product Design	ITA/ENG
Communication Design	ITA/ENG
Interior and Spatial Design	ITA/ENG
Design for the Fashion System	ENG
Product Service System Design	ENG
Design & Engineering	ENG
Digital and Interaction Design	ENG

Collaborations

The School of Design collaborates with **companies** for **research** and **education**: workshops, internships, studio activities, sponsorships for materials...



FERRERO

**CAMPARI
GROUP**

Cassina

ALESSI

BRÄUN



LUXOTTICA

MOLESKINE®



HUGO BOSS

VANS
"OFF THE WALL"



D&G
DOLCE & GABBANA

And more...



Courses & Credits

02

Credit System

CFU are the Italian equivalent of **ECTS** (European Credit Transfer System):
1 CFU = 1 ECTS.

1 CFU = 25 hours of workload

- lectures and other forms of instruction
- assignments and independent work

~30 CFU

usually achieved in 1 semester
(60 CFU per year)

Grading System

Exams in Italy are graded using a **scale of 30**, where 18 is the minimum passing grade.

18 minimum
passing grade

30 the highest
you can get
cum laude

Course Types

DESIGN STUDIOS (LABORATORI)

12 or 18 CFU

Project courses;
students usually work in teams

MONODISCIPLINARY & INTEGRATED COURSES

6 CFU

Theory and project courses

WORKSHOPS & DESIGN SEMINARS

6 CFU

Design studios held in one full week
at the end of the semester, students
work in teams

*some workshops are not graded

ELECTIVE COURSES

6 CFU

Interdisciplinary courses



≥80%

Courses are held in presence.

**mandatory attendance
required**

Important dates

First Semester

Lessons	15 th September 2025	23 rd December 2025
Christmas Holidays	24 th December 2025	6 th January 2026
Exams Session	8 th January 2026	20 th February 2026
Workshop Week	9 th February 2026	13 th February 2026
Workshop Week (Only Communication Design)	16 th February 2026	20 th February 2026

Check the [School Academic Calendar](#)

Learning Agreement & Study Plan

03

Study Plan & Learning Agreement

	1	2	3	4
WHAT	Course selection	Study Plan submission	Learning Agreement update	Learning Agreement signature
WHO	Students	Students	<i>Erasmus students only</i>	Students & School of design
WHEN	July – August	from 28 August to 4 September	from 22 September	from 23 September
WHERE	<u>Manifesti degli Studi</u>	Online services	Online or on PDF according to your University indications	If Online on EWP If in PDF by email: <u>Send an email</u> > Exchange Students - Incoming

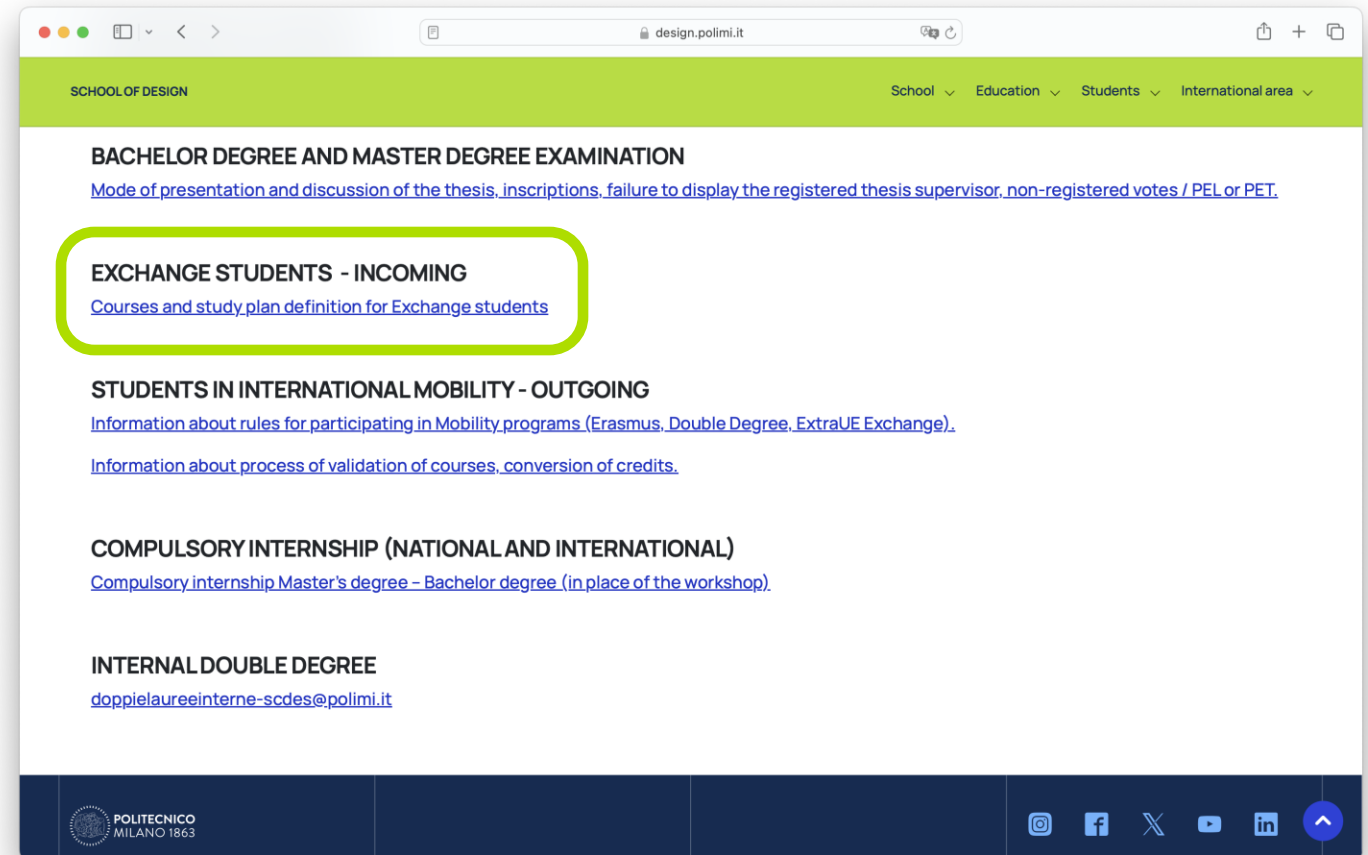
Did you miss the Study Plan submission?

Please contact us using our official channel:

[School of Design > Send an email](#)

EXCHANGE STUDENTS -- INCOMING

BEFORE LESSONS START **EVERY STUDENT**
MUST HAVE THEIR STUDY PLAN
REGISTERED



Study Plan Changes

In case of **overlapping courses**, you can modify your study plan from **15th to 21st September 2025**.

- Please be aware that you will be able to **choose only from the left-over courses**.
- Remember to **press the save button** after you submitted your modified study plan.

Learning Agreement Update

(Erasmus students only)

1

LA in PDF format

Fill the LA up with the courses
you've registered in your study plan

Online LA (OLA)

Fill the OLA up with the courses
you've registered in your study plan

2

Send the LA by email for the signature

School of Design > Send an email
EXCHANGE STUDENTS -- INCOMING

We'll sign the OLA automatically
through EWP system

**We will sign the LA and OLA
only from 23/09/2025**

Learning Agreement Filling

NAME	Politecnico di Milano
FACULTY/DEPARTMENT	School of Design
ERASMUS CODE	I Milano02
ADDRESS	Via Lambruschini 15, 20156, Milano MI
COUNTRY	IT
CONTACT PERSON	Carolina Cruz (International Relations Office School of Design)
EMAIL	askdesign@polimi.it

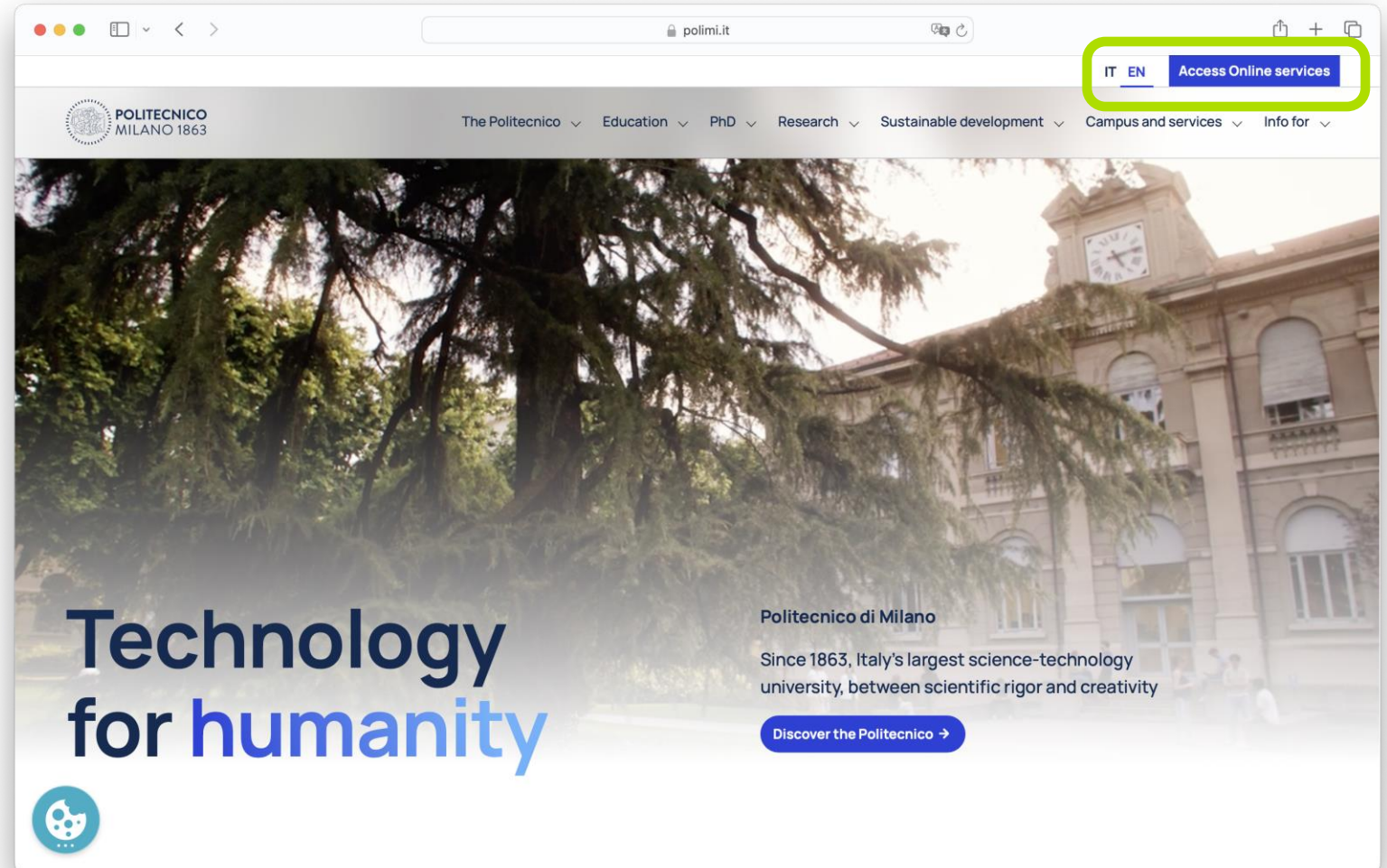
Didactic Tools

04

University Website

On the main page you can find the link to access **Online Services**

polimi.it > [Online Services](#)



Online Services > Mail & Career

Webmail

Check your institutional mailbox:

name.surname@mail.polimi.it

WeBeep

Login to WeBeep, the online platform supporting education at Polimi.

Career

Displays the **study plan** approved or being approved, indicating courses you've registered in and exams results.

Services

Find a Service...

▼ Requests and assistance

^ Mail and other Cloud services

Webmail, storage and other cloud services

Mailboxes and mailing lists

Cloud services - User situation

WeBeep

Recordings Archive

▼ Administration

^ Career

Career

Study Plan - Presentation

Study Plan - semester Changes

Transfer request, waiver, suspension

Digital badges - BESTR

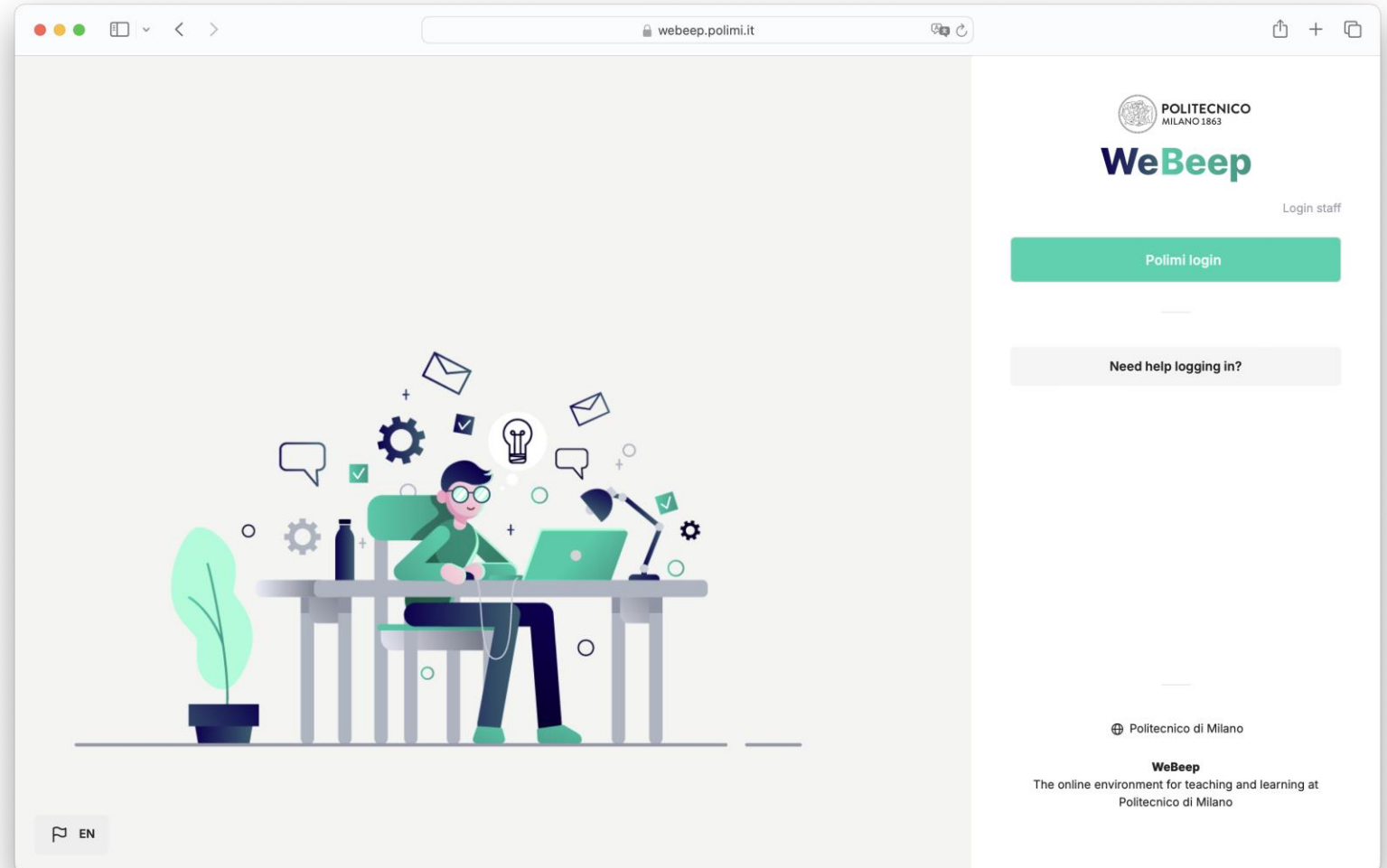
Digital badges - MyOpenBadge

Simultaneous enrolment declaration

WeBeep

Use your Polimi credentials to log in to **WeBeep**, the online platform for study and exchange used by faculty and students.

webeep.polimi.it



WeBeep

After logging in, you'll see an **overview of the courses** you've registered in.
For each course, you'll have access to the following tools:

- **NOTICE BOARD**

Check course announcements written by professors and tutors

- **MATERIALS**

Check the materials provided by professors

- **RECORDINGS**

Rewatch the recorded course lectures (if available)

- **ASSIGNMENTS**

Submit required documents for exercises set up by professors

Online Services > Data
















Edit personal data

Enables to view and update your own **personal** and **contact data**

Training courses

Offers a range of **online courses**, including **safety**, along with **access to certificates**.



^ Data	
University Address Book	 
Policard: activation, status and reissue	
Tesserino Policard - Attivazione Servizi Bancari	
Certificate and self certification request	
Edit personal data	
Management of payment methods	
Compilation questionnaires	
University fees and economic benefits	
Training courses	
Application form - exemption from all-inclusive contribution	
POLIPSI	
Identità e benessere	
Converting files into alternative and accessible formats	 

Training Courses > Safety Courses

School of Design students are required to take **2 online safety courses**:

1

Basic Course on Safety

The Online Basic Course on Safety is compulsory for every student at Polimi.

You won't be able to register to exams if you don't pass it before.

2

Course to access the Design Labs

This certificate is required to **gain access to the Design Department Labs** and to use the equipment.

We recommend taking this course promptly to participate in lab activities from the very beginning.

Training Courses > Safety Courses

To access the [Basic Course on Safety](#) follow this path:
Online Services > Data > Training Courses > Courses on Safety.



• Basic Course on Safety:

Recipients: teaching staff, contract professors, temporary research fellows, undergraduates and PhD students, technical-administrative personnel and collaborators.

This course - lasting the equivalent of 4 hours - corresponds to compulsory training required to be given to all workers under the H&S regulations. The course is devoted to in-depth analysis of the basic information and presentation of the general concepts regarding prevention of accidents and safety at work. It also includes typical information on the specific training for the majority of the jobs performed in the university, such as the use of equipment with video terminals and the procedures for dealing with emergencies.

Access course in [ITALIAN](#) [ENGLISH](#)

To access the [Course to access the Design Department Labs](#) follow the instructions provided [here](#).

Online Services > Exams

Lecture timetable

Displays **lecture dates** for each course in your study plan (duration, professor, dates and timetables, classrooms).

Exams registration

Permits registration for **exam sessions**. For each exam subject, a list of exam sessions is available.

^ Exams

[Lecture timetable](#)[Exams registration](#)[Consultation of exam results](#)[Code of Honour for course proficiency evaluation](#)

Lecture timetable

Check here to see where and when the lectures in your study plan are held and to **make sure there are no overlapping classes**.

Text timetable		Synoptic timetable										
Date	Where				09:00		10:00		11:00		12:00	13:00
Monday												
Tuesday	B2.1.16											
Wednesday	B2.3.4											
VISUALIZATION AND PROTOTYPING lesson												
<ul style="list-style-type: none">• 22-Feb-23• 01-Mar-23• 15-Mar-23• 22-Mar-23• 29-Mar-23• 05-Apr-23• 12-Apr-23												

Classroom information
(building and classroom number)

Legend	Course name	Professor
	053611 - EFFECTIVE RELATIONSHIPS II - IMPROVE YOUR NTS (NON-TECHNICAL-SKILLS)	
	 Virtual classroom - Arrigoni Corrado	Arrigoni Corrado
	 Virtual classroom - Spirandelli Alessandro	

Link to enter the
professor's virtual room

Professor's name

Exams registration

In this section you'll be able to view and update the following:

- **EXAMS TO BE TAKEN**

Check the exams you can register for and their registration deadlines

- **ENROLLMENTS COMPLETED**

View the exams you've registered for, along with information about the exam location, date and time

- **EXAM RESULTS**

Check your grades (only if they have not yet been recorded in your career)

Exams registration • tips

REGISTRATION FOR THE EXAM IS MANDATORY FOR EACH COURSE YOU ARE ATTENDING.

This is necessary in order to record grades in your career.

Pay attention to deadlines:

- For **courses and laboratories**: exam registration opens approximately 1 month before each exam session and closes one week before the exam date.
- For **workshops**: registration will be open throughout the workshop's end.
[Specific deadlines will be visible directly in the application].

Before each registration, you'll need to complete the **course feedback questionnaire**.

Exam Sessions

DESIGN STUDIOS AND WORKSHOPS

- **Design Studios** have only **two exam dates**, both scheduled at the end of the semester in which the studio takes place.
- If not passed, **Design Studios and Workshops must be re-attended** in the following academic year.
- Due to the specific nature of these courses, **no retake exams are available** for Design Studios and Workshops.

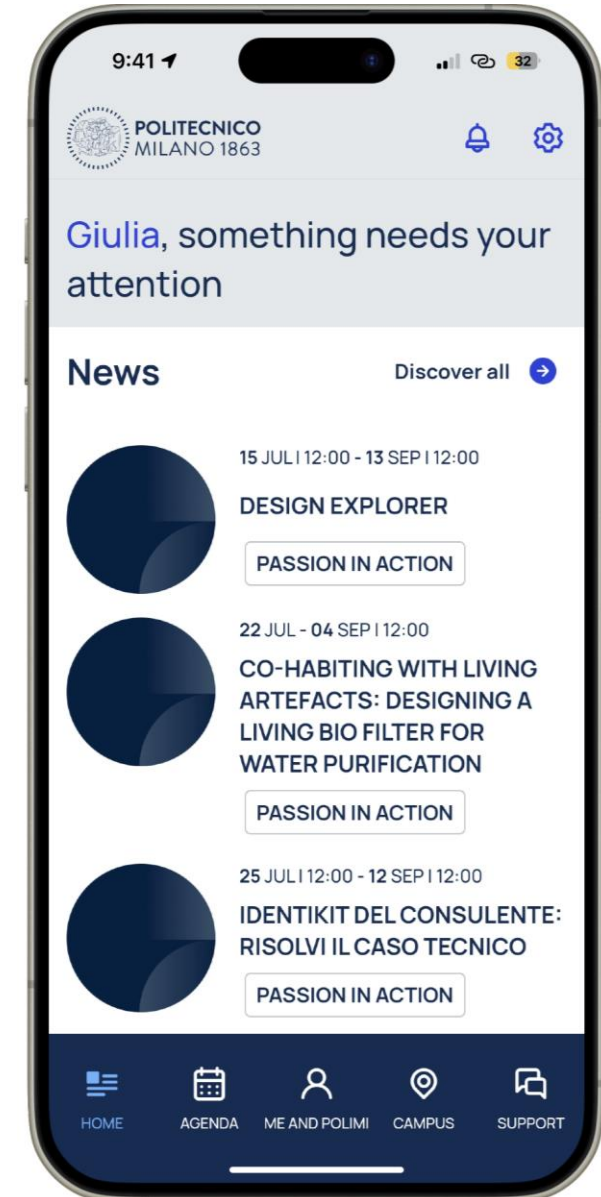
Polimi App

The app to experience Polimi at 360°:

- manage your didactic career, keeping track of your study plan, lessons, exams and fees
- receive personalized notifications and news based on your interests
- search for classroom and available classroom inside campuses

[Polimi on App store](#)

[Polimi on Play store](#)



Didactic Labs

05

Polimi Design Labs

The **Department Laboratory System**, covering 6,000 square metres, is the largest international centre of technological infrastructure supporting design research and teaching.

Constantly expanding and updating, the historic **Prototypes and Exhibit Lab**, **Fashion Lab**, and **Image Lab** are joined by new spaces such as **Open Lab** and **Open Tech**, which provide equipment and expertise for research, design, and prototyping.


The Department is reorganising to create a **Centre of Competence** by 2026, starting with a **Pilot Lab** to explore new design-technology interactions, enhancing research, and responding to advanced training needs in digital transformation and sustainability.



Polimi Design Labs




Lab Immagine
Photo & Video



Lab Moda
Fashion



**Lab Prototipi
& Allestimenti**
Prototypes & Exhibit



Open Lab
Free Access Workspace

Lab access

Every time you need to access the Design Labs, you have to book via **Affluences** and bring your **personal badge**.



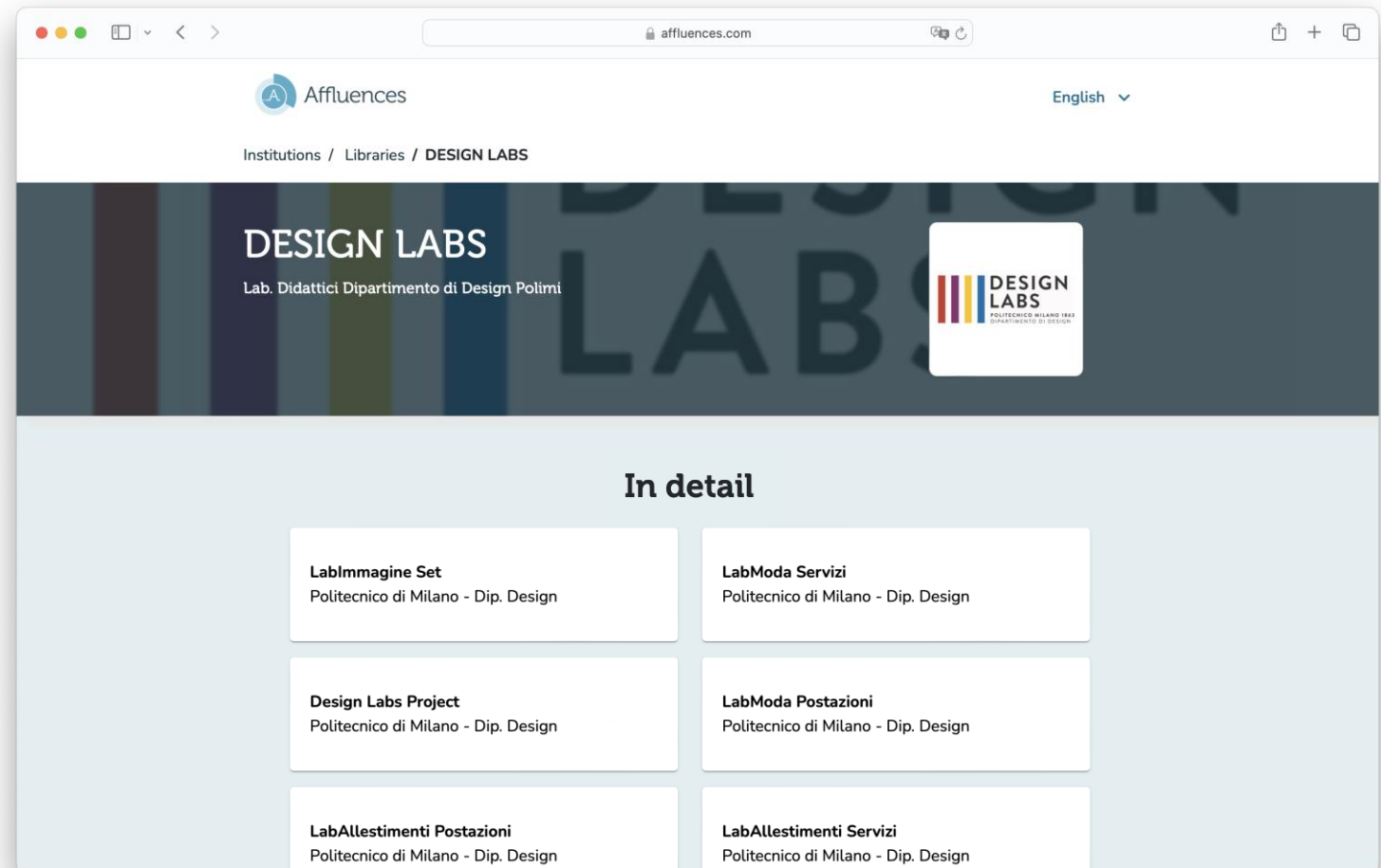
Lab access · Affluences

Affluences is an application used for managing reservations of public spaces. It's available as a [web page](#) or as a free mobile app from [App Store](#) or [Google Play](#).

Use it to:

- book **trainings** (for labs requiring it)
- book **workstations** whenever you want to use lab services

affluences.com



Lab Immagine · image

The Image Lab supports teaching and research in **audiovisual** and **photographic communication**, covering all phases from concept to post-production.

It features 1,000 m² of modular studio space equipped for professional photography and video in various sizes.

[labs-image](https://www.pdmilano.it/labs-image)



Lab Moda · fashion

The Fashion Lab specializes in **knitwear** and **tailoring**, equipped with various industrial sewing and cutting machines, knitting machines and other tools.

It enables students to work with diverse materials and techniques, supporting learning and industry research.

[labs-fashion](#)



Lab Prototipi & Allestimenti

▪ prototypes & exhibit

The Prototype & Exhibit Lab combines expertise in designing and experimenting with interior spaces, furniture and prototypes.

It supports the creation of **models** and **structures** for **exhibitions**, **events**, and **industry** for design, architecture and art installations, and promotes innovation in materials and processes by blending traditional craftsmanship with advanced technology.

[labs-prototypes-exhibit](#)




Open Lab

Open Lab is a **free-access workspace** fostering student autonomy and collaboration, ideal for creating lightweight prototypes without technician support. Open from 8:00 am to 8:00 pm, Monday to Saturday, it operates on a no-reservation basis.

Equipped with workbenches, photo/video setups, mannequins and a woodworking bench, it supports diverse creative projects across disciplines.

[open-lab](https://open-lab.polimi.it)





Opportunities

06

Language Courses

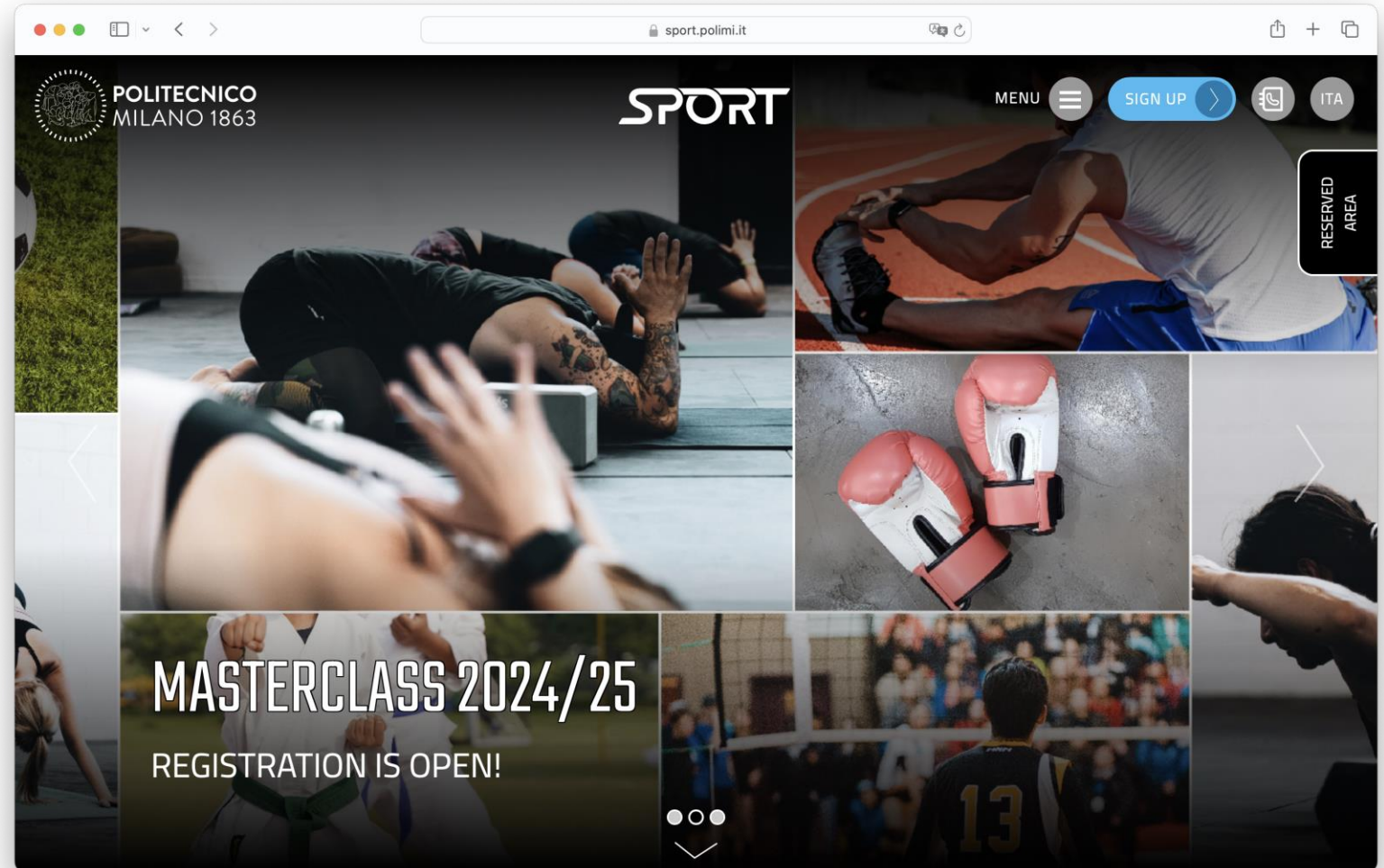
ONLINE ITALIAN COURSES

- Polimi sets up **italian courses** addressed to foreign and exchange students. Students interested can get more information and register, whilst the Call is open, through the **Language Courses Catalogue** available within the Online Services.
- You can also join a **free Online Italian Course** aimed at beginners, that will guide you into the discovery of Italian language and culture.

Polimi Sport

Discover and join sport events,
courses and activities at Polimi!

sport.polimi.it




PoliPsi

IN TIMES OF DISTRESS AND UNCERTAINTY

PoliPsi is the free counselling and psychological and psychotherapeutic support service for students and PhD candidates at Politecnico di Milano.

The services can be requested at any time -- after registering and in full compliance with privacy legislation -- by accessing the PoliPsi application from your Online Services.

Find out more at [Psychological Wellbeing](#)



Important Contacts

07

International Mobility Unit – Exchange Office Bovisa



Answers questions about
enrolment, fiscal code,
Polimi badge



Provides **certifications**
and **official documents**



Provides information
about **stay permit,**
visa issues, health
insurance

Click [here](#) for contact details

Academic Orientation Office



Answers questions about
**study plan issues, admission
process**



Answers questions about
**exam registration,
final degree**



Provides information and
support about **transfers and
degree changing**

[Contacts for students](#)

Student contacts

ESN POLIMI

A student association, aimed at supporting exchange students by providing information and assistance.

<https://milanopolitecnico.esn.it/>

POLINETWORK

Check out links to join WhatsApp and Telegram groups of all bachelor and master design courses.

design.polinetwork.org

ASSOCIATIONS

Polimi students are represented in different bodies, associations and Representative Lists.

[representatives-and-associations](#)

Follow us!



[@scuoladesign.polimi](#)
[@polimi](#)



[@Politecnico di Milano](#)




[@polimi](#)



[@Politecnico di Milano](#)



[@polimi](#)



Campus Life

08

How to reach Bovisa Campus

BY BUS

Bus 92: get out at the stop

“Via Imbriani -- Piazzale Bausan”

Bus 82: get out at the stop

“Via Maffucci – Via Balducci”

BY TRAIN

Get out at the stop “Bovisa Politecnico”.

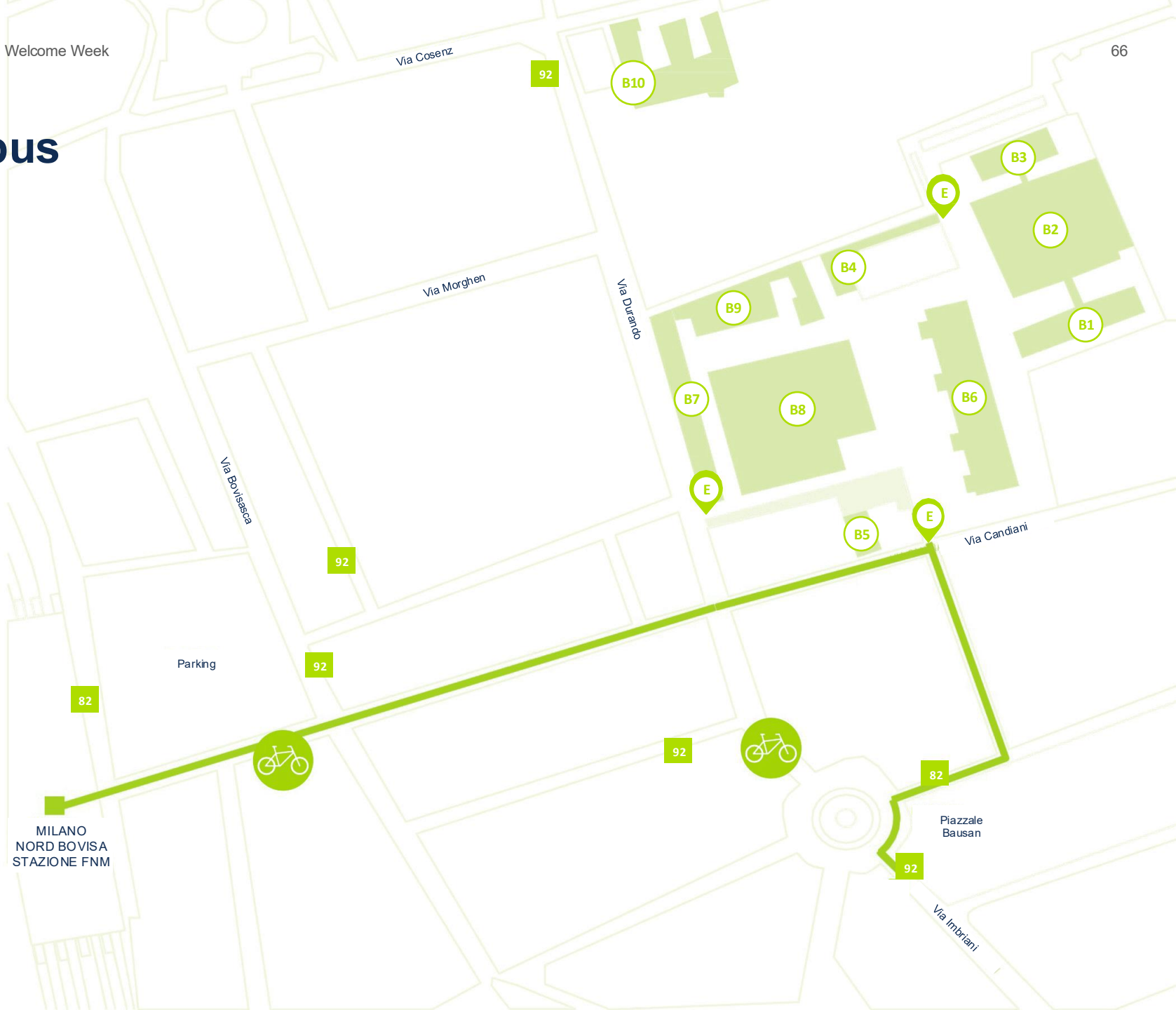
Out of the station turn left.

Trains headed to Bovisa: S1, S2, S3, S4, S12, S13

BY BIKE SHARING (BikeMI)

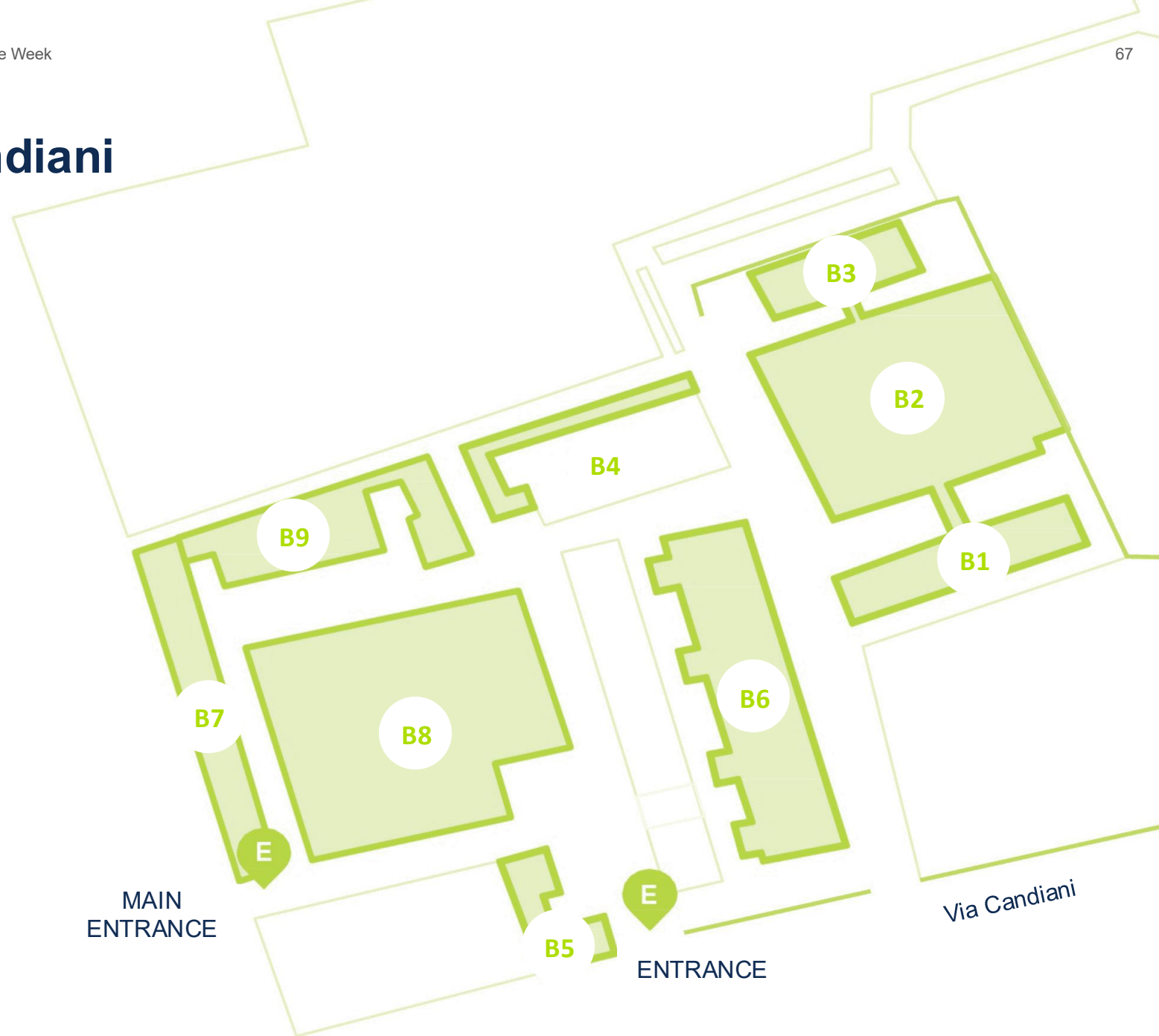
Two bike stations located near Bovisa

Train station and Bausan Square



Bovisa Campus Durando-Candiani

- E** Entrance
- B1** Library– 1st floor
School of Design Offices – 3rd floor
- B2** Classrooms and Design Labs
- B3** Polifactory
- B4** Polishop and Poliprint
- B5** Poli.Design
- B6** Classrooms and Crash Test Lab
- B7** Design Department
- B8** Classrooms
- B9** Aula “Carlo De Carli”



BBC -- Bovisa Candiani Library

Bovisa Campus, Building B1

Open Monday to Friday 8:30 a.m. -- 8:45 p.m.
and Saturday 9:00 a.m. – 16:45 p.m.

To access the library and borrow books you need your university ID card (**Policard**) or your enrollment receipt.

biblio.polimi.it · [University Catalogue](#)



Polimi Store & Poliprint

Bovisa Campus, Building B4

Open Monday to Friday, 9:00 a.m. -- 6:30 p.m.

OFFICIAL MERCHANDISING STORE

You can buy Polimi branded clothing, bags, accessories, sports and stationery

POLIPRINT PRINTING CENTRE

Photocopying, printing from files and plotting services are available, as well as stationery, material for plastics and specific products for Fashion Design courses.

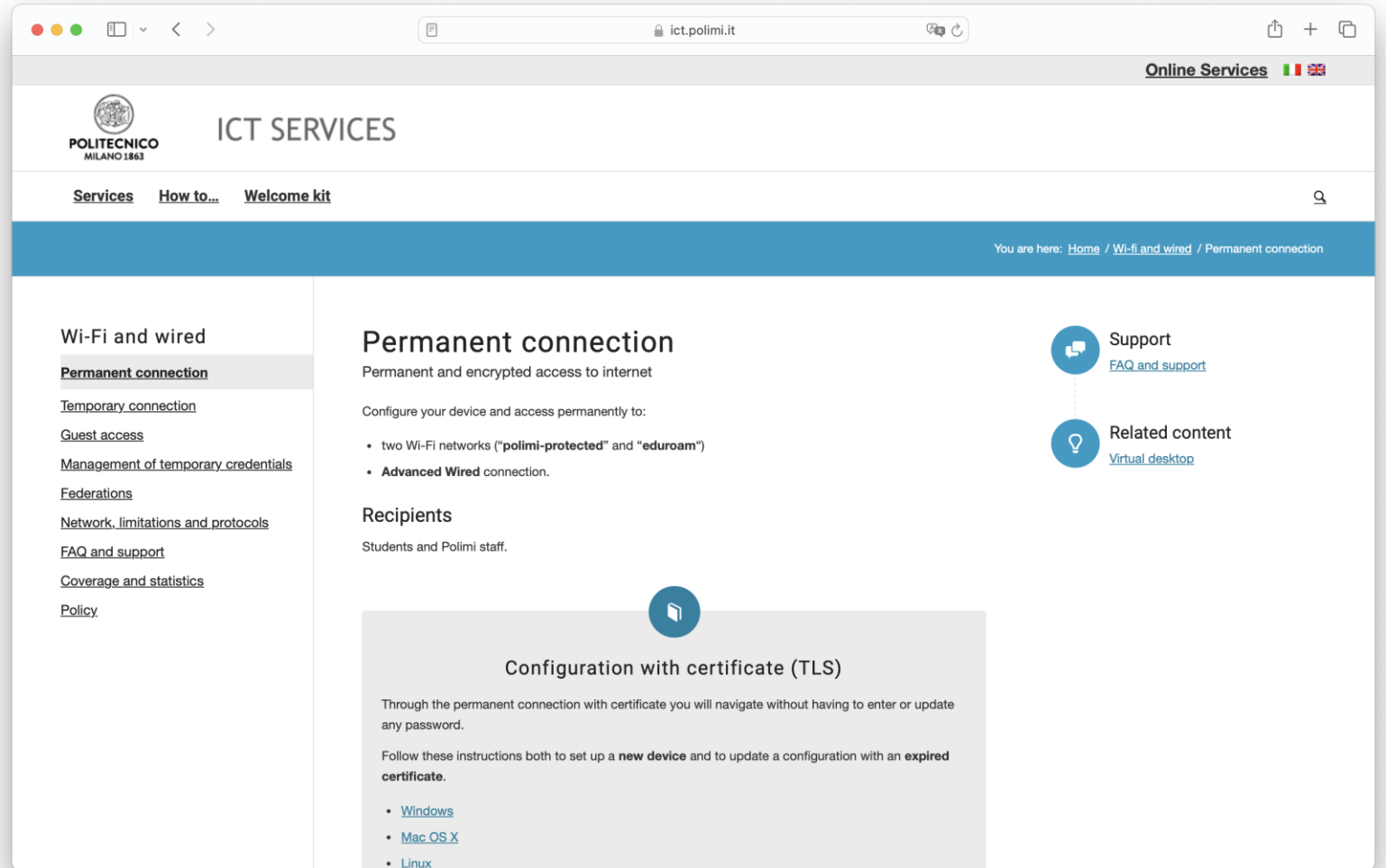


Wi-fi connection

We suggest you connect your devices to Polimi **permanent connection**.

Without this configuration, you'll need to enter your credentials each session (**temporary connection**).

You can find instructions here:
ict.polimi.it



Lunch time!

BRING YOUR SCHISCETTA!

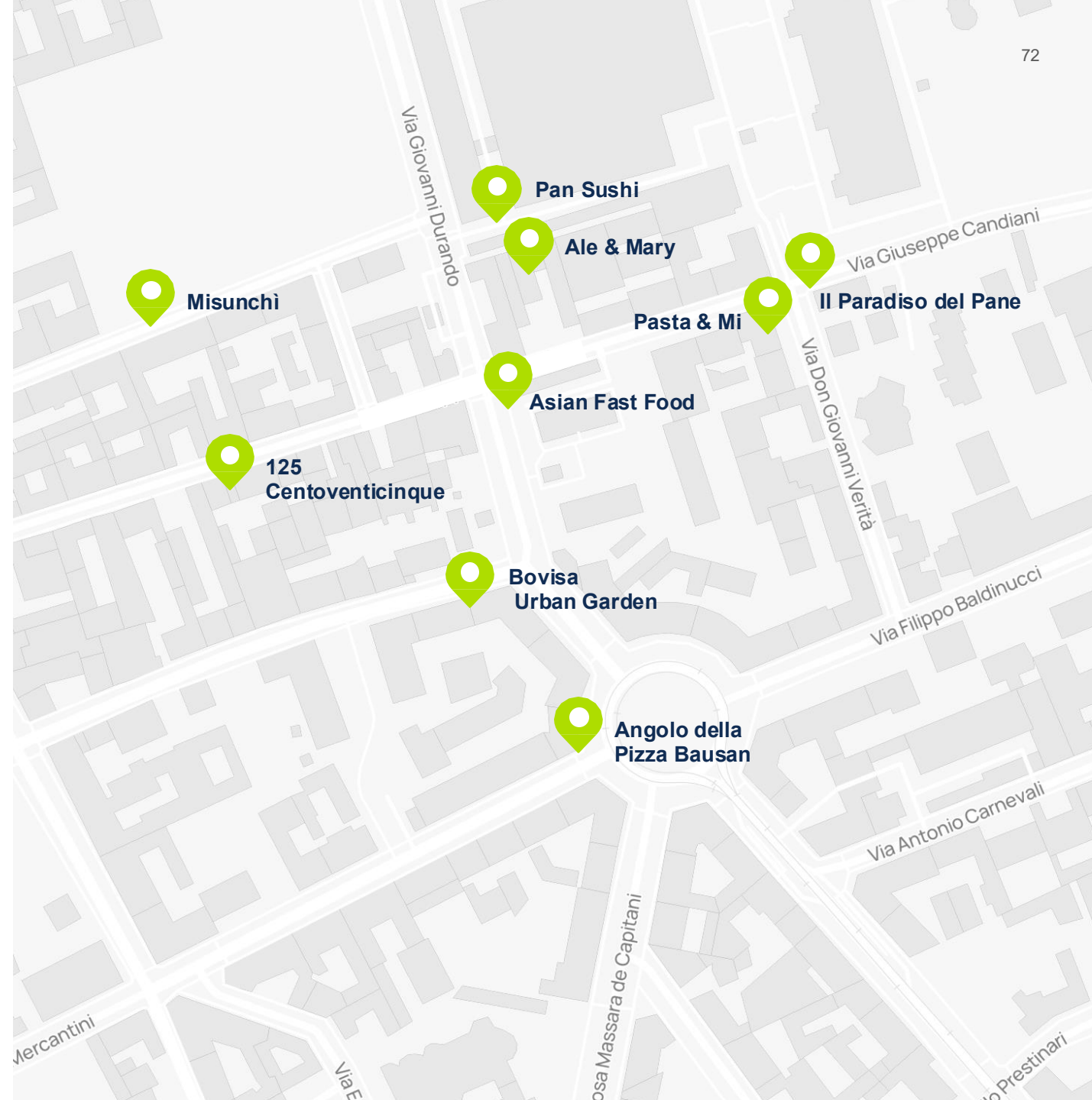
“Schiscetta” is the milanese word to indicate the lunchbox you prepare at home.

There's plenty of microwaves in the groundfloor of B2 building that you can use to warm up your food.



Lunch time!

- **BISTROT-CANTEEN**
PolEATecnico , inside the campus
- **PASTA**
Centoventicinque, Via Candiani 125
- **BAKED GOODS**
Il paradiso del pane, Via Don Giovanni Verità 19
- **ASIAN FOOD**
Pan Sushi, Via Lambruschini 7
Delicious Asian Fast Food, Via Candiani 98
- **VEGAN FOOD**
Misunchi, Via Andreoli 17



Be mindful of your belongings!

Unfortunately, there have been several cases of theft on our campus. Never leave your items unattended, always keep an eye on your laptop and backpack!

Designers' favourites

As a design student, here's what you can't miss:

- **Triennale Design Museum** (Viale Alemagna 6, accessible from Bovisa station to Cadorna station)
- **ADI Design Museum** (Piazza Compasso d'Oro 1, reachable from Bovisa station to Porta Garibaldi station)

We also recommend checking [Zero](#) for cultural events in Milan



Enjoy an Aperitivo!

Studying and exams can drain your energy, but remember, **taking breaks and bonding with your classmates** is just as crucial!

Why not join your group for some social activities? An **aperitivo**, that delightful Italian tradition where you sip on drinks and nibble on tasty snacks while chatting with friends is the perfect way to unwind after a long day.



POLIMI
DESIGN
SYSTEM

We're happy to welcome you
to our campus!

INTERIOR
DESIGN

CAR
DESIGN

PRODUCT
DESIGN

COMMUNICATION
DESIGN



Thank you!