



POLITECNICO
MILANO 1863

SCUOLA DEL DESIGN

New Year, New Tips

all you need to know!

1st Year MSc Students School of Design

INFORMATION

www.design.polimi.it

01.

Academic Career

- *Course Structure: 2nd Year*
- *Ambassador path*
- *Internships*
- *Final Thesis*
- *Extra Curricular Activities*

02.

International Opportunities

- *International Mobility*
- *Erasmus+ for Traineeship*
- *Scholarship «Thesis Abroad»*

03.

Post graduation Opportunities

- *PhD in Design*
- *PoliHub*
- *ALUMNI*

04.

The School and Its Structure

- *Dean + Vice-Dean*
- *Students representatives*

05.

Instruments and Contacts

- *University's websites & social networks*
- *The School Offices*
- *The Central Offices*



Courses Structure
2nd Year

INTEGRATED PRODUCT DESIGN – YEAR 2

SEM.	COURSE	SECTION	LANGUAGE	CFU
1	FINAL SYNTHESIS DESIGN STUDIO	IP1, IP2	ITA/ENG	18
1	LIFE DESIGN	IP1, IP2	ITA/ENG	6
1	WORKSHOP *	IP1, IP2	ITA/ENG	6
1 or 2	ELECTIVE COURSE	-	ITA/ENG	6
1 or 2	INTERNSHIP	-	ITA/ENG	14
2	FINAL EXAMINATION (THESIS)	INDIVIDUAL PROJECT	ITA/ENG	10
	TOTAL			60CFU

* 1 week activity 13th–17th February, 2023

Students can indicate a preference among the options

COMMUNICATION DESIGN – YEAR 2

SEM.	COURSE	SECTION	LANGUAGE	CFU
1	FINAL SYNTHESIS STUDIO	C1, C2, C3	ITA, ITA, ENG	18
1	WORKSHOP 2*	C1, C2, C3	ITA, ITA, ENG	6
1 or 2	ELECTIVE COURSE	-	ITA/ENG	6
1 or 2	INTERNSHIP	-	ITA/ENG	17
1 or 2	INTERNSHIP INTERVIEW	-	ITA/ENG	1
2	FINAL DESIGN THESIS PREPARATION	INDIVIDUAL PROJECT	ITA, ITA, ENG	12
	TOTAL			60CFU

* 1 week activity 13th–17th February, 2023

Students can indicate a preference among the options

INTERIOR AND SPATIAL DESIGN – YEAR 2

SEM.	COURSE	SECTION	LANGUAGE	CFU
1	CONTEST DESIGN STUDIO 1	-	ITA/ENG	15
	CONTEST DESIGN STUDIO 2	-	ENG	
	CONTEST DESIGN STUDIO 3	-	ENG	
1 and 2	THESIS INCUBATOR STUDIO	-	ENG	
1	CONTEMPORARY INTERIORS	-	ITA/ENG	6
2	ARTE CONTEMPORANEA E SPAZI	-	ITA	
1 or 2	ELECTIVE COURSE	-	ITA/ENG	6
1 or 2	ELECTIVE COURSE	-	ITA/ENG	6
1 or 2	INTERNSHIP	-	ITA/ENG	15
2	FINAL EXAMINATION (THESIS)	INDIVIDUAL PROJECT	ENG	10
	TOTAL			58

Students can indicate a preference among the options

DESIGN FOR THE FASHION SYSTEM – YEAR 2

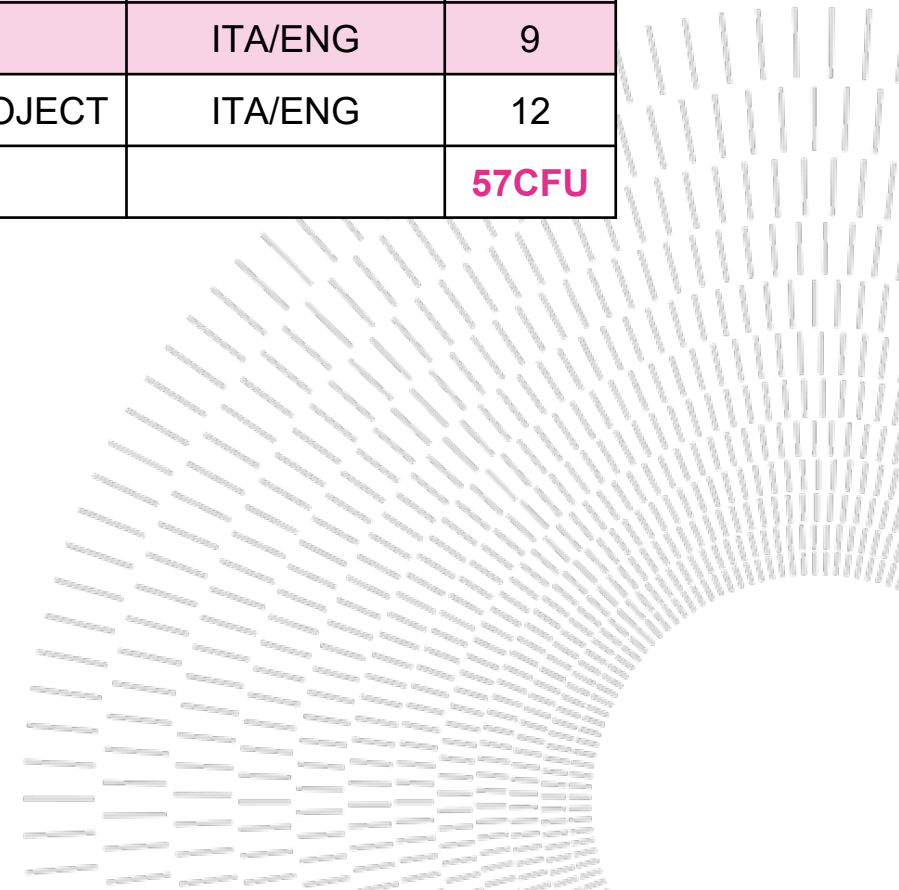
SEM.	COURSE	SECTION	LANGUAGE	CFU
1	DESIGN FOR THE FASHION SYSTEM	M1, M2	ENG	18
2	PORTFOLIO & NEW SCENARIOS	M1, M2	ENG	6
2	BUSINESS INFORMATION – COME CREARE VALORE CON L'INNOVAZIONE	-	ITA	6
	DESIGN MANAGEMENT FOR FASHION	-	ENG	
1 or 2	ELECTIVE COURSE	-	ITA/ENG	6
1 or 2	INTERNSHIP	-	ENG	14
2	FINAL EXAMINATION (THESIS)	INDIVIDUAL PROJECT	ENG	10
	TOTAL			60

Students can indicate a preference among the options

PRODUCT SERVICE SYSTEM DESIGN – YEAR 2

SEM	COURSE	SECTION	LANGUAGE	CFU
1	FINAL SYNTHESIS DESIGN STUDIO	PS1, PS2	ENG	18
1	PSSD FOR SUSTAINABILITY	-	ENG	6
1 or 2	ELECTIVE COURSE	-	ITA/ENG	6
1 or 2	ELECTIVE COURSE	-	ITA/ENG	6
1 or 2	INTERNSHIP	-	ITA/ENG	9
2	FINAL EXAMINATION (THESIS)	INDIVIDUAL PROJECT	ITA/ENG	12
	TOTAL			57CFU

Students can indicate a preference among the options



DIGITAL AND INTERACTION DESIGN (DID) – YEAR 2

SEM.	COURSE	SECTION	LANGUAGE	CFU
1	FINAL DESIGN STUDIO	-	ENG	12
1	BUSINESS INNOVATION	-	ENG	6
	BUSINESS INNOVATION – COME CREARE VALORE CON L'INNOVAZIONE	-	ITA	
1	PROFESSIONAL WORKSHOP *	-	ENG	6
1 or 2	ELECTIVE COURSE	-	ITA/ENG	6
1 or 2	ELECTIVE COURSE	-	ITA/ENG	6
1 or 2	INTERNSHIP	-	ENG	12
2	THESIS	INDIVIDUAL PROJECT	ENG	12
	TOTAL			60CFU

* 1 week activity 13th–17th February, 2023

Students can indicate a preference among the options

DESIGN & ENGINEERING – YEAR 2

SEM.	COURSE	SECTION	LANGUAGE	CFU
1	FINAL PROJECT WORK	DE1, DE2	ENG	18
1	SEMIOTICS	DE1, DE2	ENG	6
1 or 2	ELECTIVE COURSE	-	ITA/ENG	6
1 or 2	INTERNSHIP	-	ITA/ENG	14
1 or 2	INTERNSHIP INTERVIEW	-	ITA/ENG	1
2	FINAL EXAMINATION (THESIS)	INDIVIDUAL WORK	ENG	9
	TOTAL			54CFU

Students can indicate a preference among the options

Final Synthesis Design Studio Presentations

In the first week of September, Professors from each Final Design studio will present the topic of their design studio.

In this way, students from the following Programs will have the possibility to **choose** and indicate their preference when submitting the study plan:

Interior and Spatial Design
Integrated Product Design
Communication Design

2nd year students will receive an invitation to join the presentations on their polimi.it mail.

Do not miss it!

The complete calendar will be also published on our website:

<https://www.design.polimi.it/en/>



Study Plan Submission

The study plan submission is done only **once per year**. Therefore it includes the courses to attend in the 1st and 2nd semester of each academic year.

The student can decide how many credits to include in the Plan from 30 to 80 credits. Depending on the number of credits included, the amount of **the tuition fees may vary**.

Before inserting optional courses in the Study Plan, check the course details and its schedule; you can find them online from the end of July.

You can find online this [video tutorial](#) to help you when submitting the study plan.

For more details about the study plan submission check:

[How to submit the study plan](#)

If you need to **search the courses and read the courses details** you can see a simple **tutorial** on how to search them on the website in this link: **[How to search for courses](#)**

Study Plan Submission

on online services

30/08/2022 - 07/09/2022

Publication of allocation of optional elements in the Study Plan

09/09/2022 at 15.00

on online services > career

Lessons starts

12/09/2022

Teaching Modalities

The didactic activities in the **next academic year 2022-2023** will be offered **in presence**, even though some courses and/or lectures will be **set online**.

Politecnico will ensure the access of the lessons in **presence in complete safety**, and in respect with the dispositions defined by the government.

The attendance in the Design studios and workshops is mandatory: to achieve attendance, it will be necessary to acquire a minimum 80% of attendance is necessary

Some monodisciplinary and integrated courses, may be available for non-attending students.

Otherwise, the attendance is required as per the Design studios.

Read the course details of each course to be updated about the attendance requirements.

IMPORTANT DATES

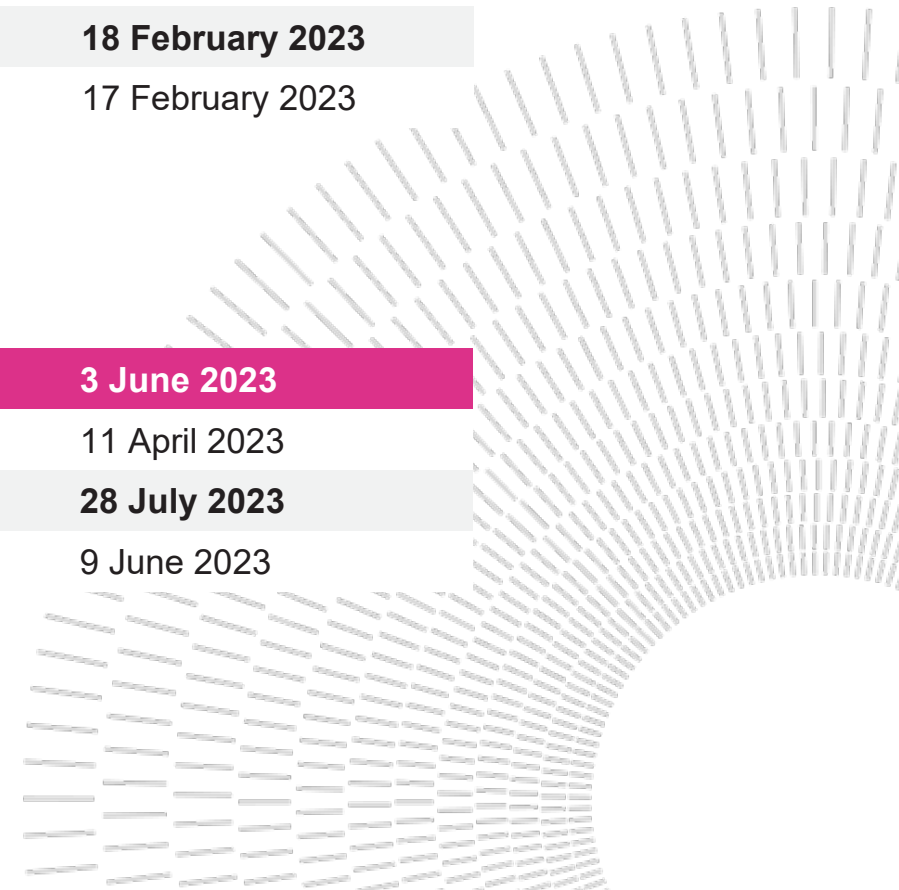
<https://www.design.polimi.it/en/teaching/studying-design/lessons-timetable-calendars-and-deadlines>

semester 1

LESSONS	12 September 2022	23 December 2022
CHRISTMAS HOLIDAYS	24 December 2022	8 January 2023
EXAMS SESSION	9 January 2023	18 February 2023
WORKSHOP WEEK	13 February 2023	17 February 2023

semester 2

LESSONS	20 February 2023	3 June 2023
EASTER HOLIDAYS	7 April 2023	11 April 2023
EXAMS SESSION	7 June 2023	28 July 2023
WORKSHOP WEEK	5 June 2023	9 June 2023



The background is a solid light pink color. It features two large, decorative circular patterns made of thin white lines. One pattern is in the top right corner, and the other is in the bottom left corner. Both patterns consist of many concentric circles of lines, creating a mesh-like effect. The text 'Ambassador Path' is centered in the middle of the page.

Ambassador Path

WHAT

High-level training courses aimed at creating new professional figures in **GREEN TECHNOLOGIES** , **SMART INFRASTRUCTURES** and **INCLUSIVITY DESIGN**

AMBASSADOR POLIMI
GREEN TECHNOLOGIES

AMBASSADOR POLIMI
SMART INFRASTRUCTURES

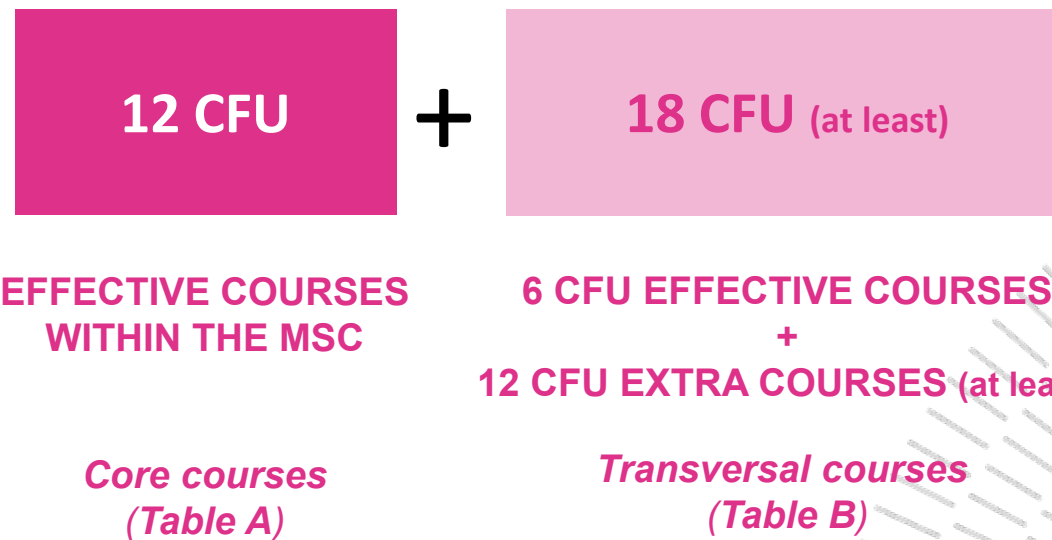
AMBASSADOR POLIMI
INCLUSIVITY DESIGN

- Have skills in specific areas consistently with the training project (green/smart/inclusivity)
- Acquire enabling digital technologies in line with the profile
- Master interdisciplinary tools, methods, and aptitude for a systemic vision
- Develop talent to operate in interdisciplinary and multisectoral contexts acquired through exposure, even in teams, to case studies and challenge

WHAT

Study plan of at least **130 CFU** (120 + 10 CFU)

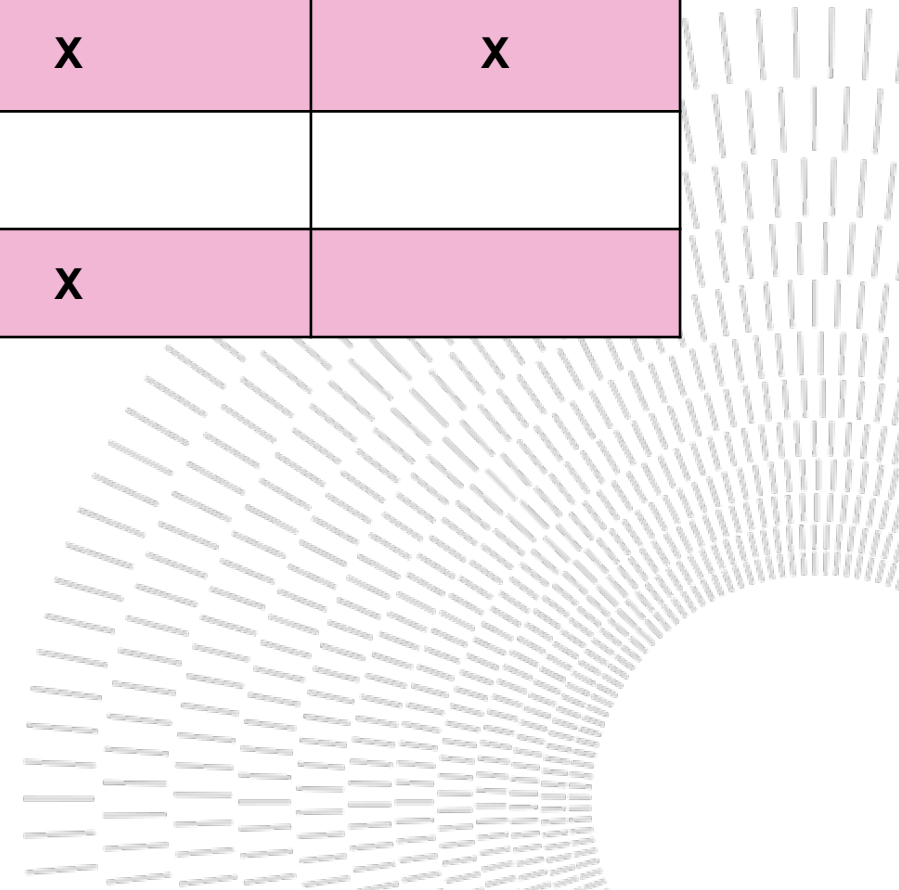
30 credits **Green** or **Smart** or **Inclusive**



The specific Ambassador certification will be reported in the Student's Diploma Supplement and a digital badge will be issued by Politecnico di Milano.

WHAT

MSc PROGRAM	GREEN TECNOLOGIES	SMART INFRASTRUCTURES	INCLUSIVITY DESIGN
Integrated Product Design	X	X	
Communication Design		X	X
Product Service System Design		X	X
Digital and Interaction Design	X		
Design & Engineering	X	X	



HOW

Students need to **ANSWER THE CALL** through Online Services

Call available to students in the 1st
and **2nd Year of MSc**

- ✓ Digital and Interaction Design
- ✓ Communication Design (**Smart**)
- ✓ Design & Engineering

Call available to students in the 1st
Year of MSc (enrolled in 2022)

- ✓ Integrated Product Design
- ✓ Communication Design (**Inclusivity**)
- ✓ Product Service System Design


The call will be open in the 1st and the 2nd semester

**The Ambassador chosen in the 2nd call needs to be coherent with
the study plan registered in the first semester**

*Changes in the study plan are not allowed in the 2nd semester for Design
School*

HOW

The registration to the **Ambassador Path is not compatible** with any **Double Degree Program** (at Poli or abroad)





Internships

Internships

The internship/traineeship, **allows you to verify and complete the theory and methods learned during the course of study through a concrete approach to the job market and professionals.**

There are two types of **curricular** internships:

1. CURRICULAR COMPULSORY INTERNSHIP

This is the internship foreseen by the degree program of students enrolled in the Master's Degrees.

2. CURRICULAR NON COMPULSORY INTERNSHIP

May be held by: - Students who aim at developing a Master Thesis through an internship; or - A student who simply wants to do a training on the job experience. Students must activate the compulsory internship to complete the study plan and may additionally activate one (or more) noncompulsory ones. However, this internship must be completed before the thesis is discussed.

3. EXTRACURRICULAR INTERNSHIP

It is any internship undertaken by a graduate and can start up to 12 months after the graduation, with a maximum of 6 months for each experience.

1.

CURRICULAR COMPULSORY INTERNSHIP

Appears in the study plan

Involve the recognition of CFUs

rap-scdesign@polimi.it

2.

CURRICULAR NON COMPULSORY INTERNSHIP

Does not appear in the study plan

Does not involve the recognition of CFUs (however, the activity must include contents related to the course of study)

careerservice.stage@polimi.it

3.

EXTRACURRICULAR INTERNSHIP

managed by

careerservice.stage@polimi.it

CURRICULAR INTERNSHIPS – CHARACTERISTICS

	Curricular Compulsory Internship	Curricular <i>Non</i> Compulsory Internship
Timing	2nd year of Master Degree It must be included in the study plan.	At any time before the end of the study course
Duration	<i>It depends on the study course* (next slide)</i>	max. 12 months in total (including the curricular compulsory internship); to be concluded/interrupted before the graduation date
Location	External (in Italy or abroad, in Public Bodies, Companies, Firms) Internal (Internal Practice Activity at one of the Design Dept. Laboratories)	External
Responsible Structure at Politecnico di Milano	Internship Office of the Design School rap-scdesign@polimi.it	Career Service: careerservice.stage@polimi.it
Benefits	Not-compulsory; Company's free choice.	
Academic Supervisor	Assigned by the School's Internship Office, according to the candidate's study course	Assigned by the career service

AMOUNT OF HOURS – CFUs

	CFUs 2022/23	hours
DESIGN & ENGINEERING	15	280
DESIGN DELLA COMUNICAZIONE	18	300
DESIGN FOR THE FASHION SYSTEM	14	250
DIGITAL AND INTERACTION DESIGN	12 +6 pws	250 (+ compulsory Professional workshop*)
INTEGRATED PRODUCT DESIGN	14	280
INTERIOR AND SPATIAL DESIGN	15	280
PRODUCT SERVICE SYSTEM DESIGN	9 +6 seminar +3 Teambulding	250 (+ compulsory Seminar* + Teambuilding*)

* It is NOT possible to substitute the compulsory workshop/Seminar/teambuilding credits with a longer internship/working experience.

ERASMUS+ FOR TRAINEESHIP: A GRANT FOR INTERNSHIPS IN EUROPE!



**New call April/May 2023 -
internships starting from September 2023**

For information:
careerservice.international@polimi.it

For more details about the internship, you can visit the [School of Design webpage](#).

POLITECNICO MILANO 1863

SCHOOL OF DESIGN

SCHOOL TEACHING STUDENTS INTERNATIONAL AREA

CAREER

Study plan and OFA
Optional Educational activities
Compulsory internships
Degree transfers

LECTURES AND EXAMS

Lessons timetable, calendars and deadlines
Exams dates
Thesis bulletin board
Bachelor's Degree Exam

OPPORTUNITIES

Passion in Action
Design Explorer
Scholarships and Graduation Awards

SERVICES

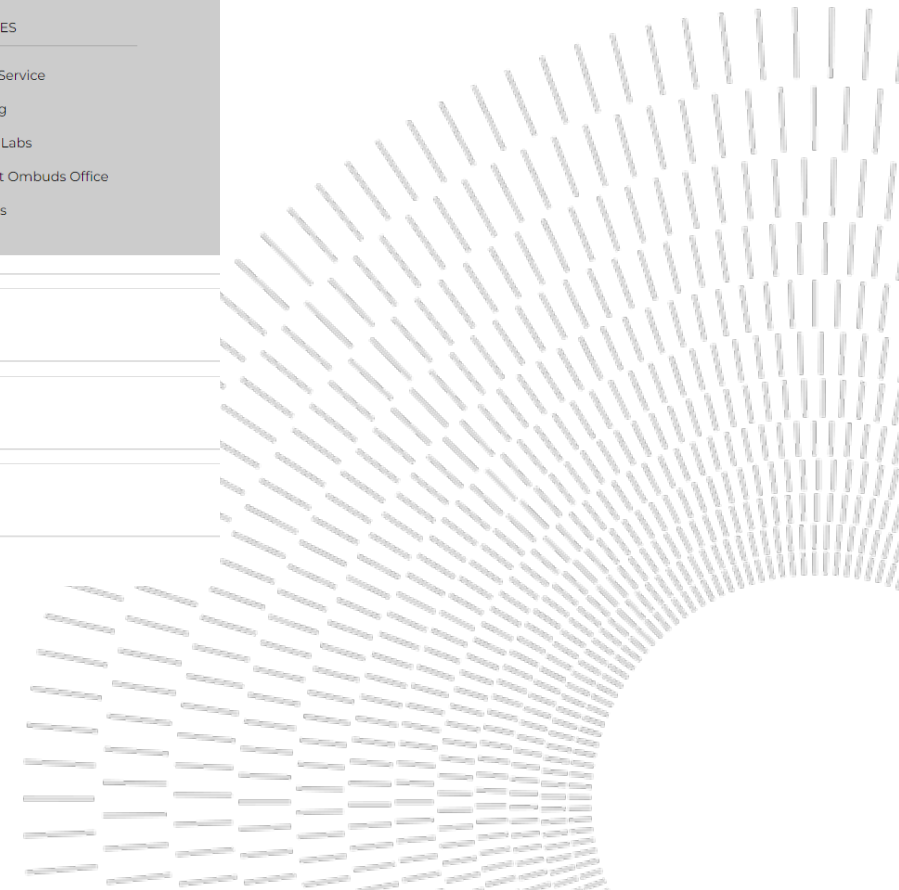
Career Service
Tutoring
Design Labs
Student Ombuds Office
Libraries

[How to activate an internship](#)

[Download forms](#)

[Duration of internship](#)


[Contacts and staff](#)



INTERNSHIP
Let's start once again!

See you in October 2022

.....keep an eye on your Polimi email!

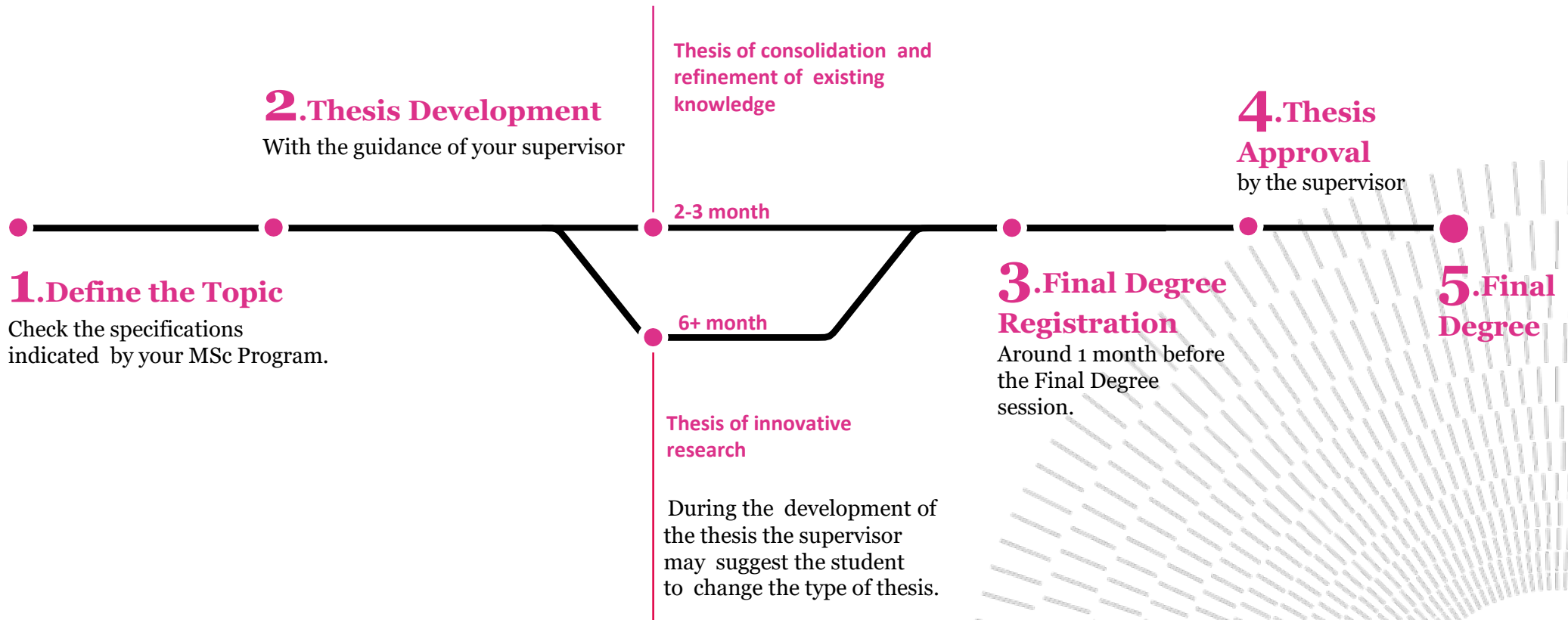


The background is a solid light pink color. It features two large, decorative circular patterns made of thin white lines. One pattern is in the top right corner, and the other is in the bottom left corner. Both patterns consist of many concentric circles, with the lines in each circle being slightly offset from the center, creating a ripple effect. The text 'Final Thesis' is centered in the middle of the page in a white, italicized serif font.

Final Thesis

FINAL THESIS

Process from the thesis development to the final degree



1. DEFINE THE THESIS TOPIC

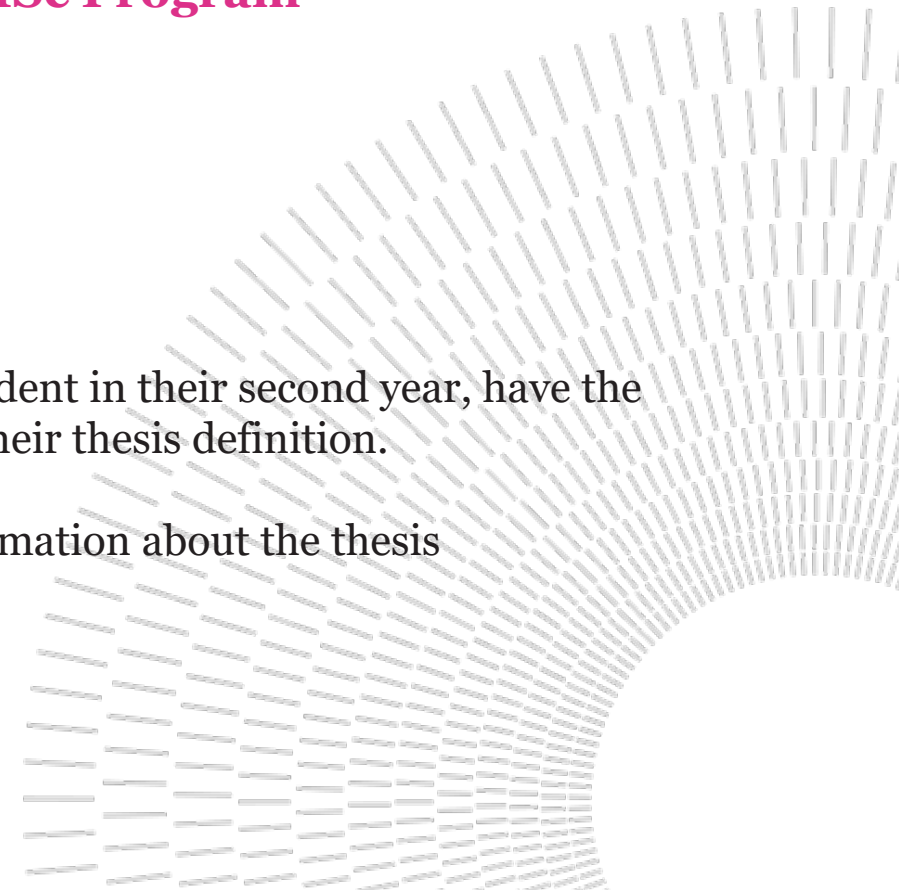
Students have different alternatives to define the thesis topic, it's important however to verify the specific requirements your program may have.

In general, the thesis topic can be:

- ✓ **A specific topic of your interest, it can or not be connected to one of the courses you've done within the MSc Program**
- ✓ **Connected to the Internship**
- ✓ **Proposed by a Professor**

The definition of the thesis topic is flexible and each MSc student in their second year, have the possibility to decide the best way and moment to start with their thesis definition.

Students from Communication Design can find specific information about the thesis development here: [Gallery Tesi – ENG – DDC \(polimi.it\)](https://www.polimi.it/eng/communication-design/thesis-gallery)



POLITesi Digital Archive

Students can consult online some of the MSc thesis from the previous years to have an idea about the Thesis submitted in your MSc Program: <https://www.politesi.polimi.it/>

The screenshot displays the POLITesi Digital Archive website interface. At the top, there is a navigation bar with the Politecnico Milano logo, a search bar containing 'Search in POLITESI', and a 'sign on' link. Below the navigation bar, the page title is 'Libraries and Archives' and the subtitle is 'POLITesi - Digital archive of PhD and post graduate theses'. A breadcrumb trail shows 'POLITesi'. The main content area is divided into several sections:

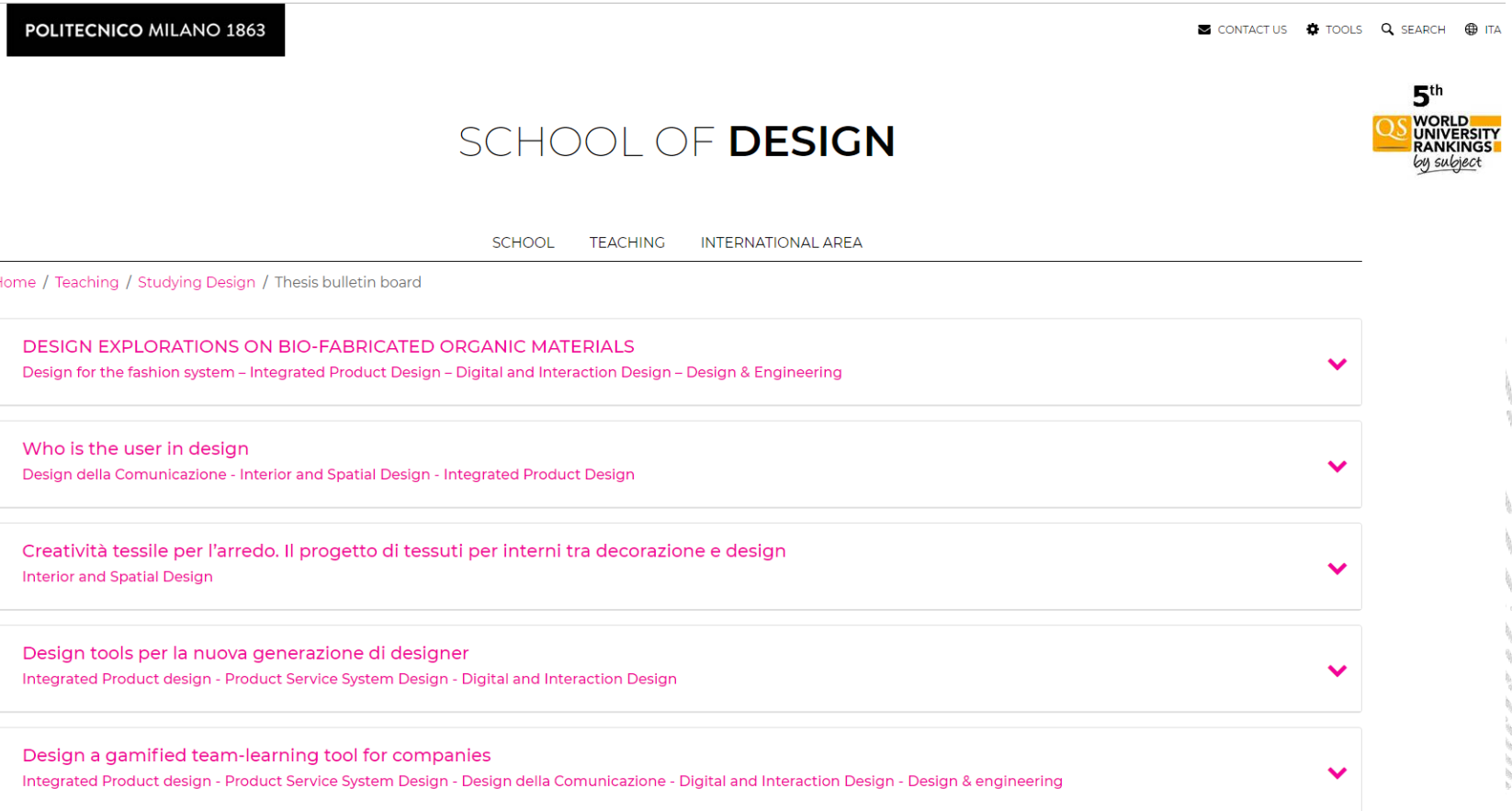
- Search:** A search box containing the text 'DESIGN'. Below it, there are filter options for 'Autore' and 'Equals', and a green '+' button to add more filters.
- opzioni:** A sidebar with options for 'Results/Page' (set to 10), 'Sort items by' (set to Relevance), and 'In order' (set to Ascending). An 'Update' button is at the bottom.
- Disciplinary Sector:** A list of sectors with their respective result counts: ICAR/13 DISEGNO INDUSTRIALE (2815), ING-INF/05 SISTEMI DI ELABORAZION... (1452), ICAR/14 COMPOSIZIONE ARCHITETTONI... (1344), ING-IND/35 INGEGNERIA ECONOMICO-G... (1335), ING-IND/17 IMPIANTI INDUSTRIALI M... (1328), ICAR/12 TECNOLOGIA DELL'ARCHITETTURA (989), ICAR/16 ARCHITETTURA DEGLI INTERN... (605), ING-INF/04 AUTOMATICA (578), and ING-IND/34 BIOINGEGNERIA INDUSTRIALE (562).

Below these sections, the search results are displayed. The first result is for 'DESIGN' with a search time of 0.041 seconds. The results table has the following columns: Fulltext, Date, Type, Title, and Author.

Fulltext	Date	Type	Title	Author
	2019-04-16	Tesi di laurea Magistrale	New project for Guangxi design week. Design of event	ZOU, YINING
	2020-04-29	Tesi di laurea Magistrale	ATOS legal design program :	TALENTO, SERENA

THESIS BOARD

Students can consider the thesis topics proposed by Professors of the School of Design:
<https://www.design.polimi.it/en/teaching/studying-design/thesis-bulletin-board>



The screenshot shows the website interface for the School of Design at Politecnico Milano. At the top left, there is a black box with the text "POLITECNICO MILANO 1863". On the top right, there are navigation links: "CONTACT US", "TOOLS", "SEARCH", and "ITA". In the center, the text "SCHOOL OF DESIGN" is displayed. Below this, there are three menu items: "SCHOOL", "TEACHING", and "INTERNATIONAL AREA". A breadcrumb trail reads "Home / Teaching / Studying Design / Thesis bulletin board". The main content area features five thesis topics, each in a white box with a pink border and a pink downward arrow on the right side:

- DESIGN EXPLORATIONS ON BIO-FABRICATED ORGANIC MATERIALS**
Design for the fashion system – Integrated Product Design – Digital and Interaction Design – Design & Engineering
- Who is the user in design**
Design della Comunicazione - Interior and Spatial Design - Integrated Product Design
- Creatività tessile per l'arredo. Il progetto di tessuti per interni tra decorazione e design**
Interior and Spatial Design
- Design tools per la nuova generazione di designer**
Integrated Product design - Product Service System Design - Digital and Interaction Design
- Design a gamified team-learning tool for companies**
Integrated Product design - Product Service System Design - Design della Comunicazione - Digital and Interaction Design - Design & engineering

On the right side of the page, there is a logo for "5th WORLD UNIVERSITY RANKINGS by subject" and a decorative graphic of vertical lines of varying lengths.

2. THESIS DEVELOPMENT- Types of thesis

Students from the School of Design have the possibility to select and agree with their supervisor, the type of thesis they prefer to develop among these two types:

**Thesis of
innovative
research**

“Long Thesis”

minimum **6** months

score range in the
final evaluation:

Minimum -1 / Maximum +8

**Thesis of consolidation
and refinement of
existing knowledge**

“Short Thesis”

minimum **2-3** month

score range in the
final evaluation:

Minimum -1 / Maximum +4

Thesis of innovative research

“long thesis”

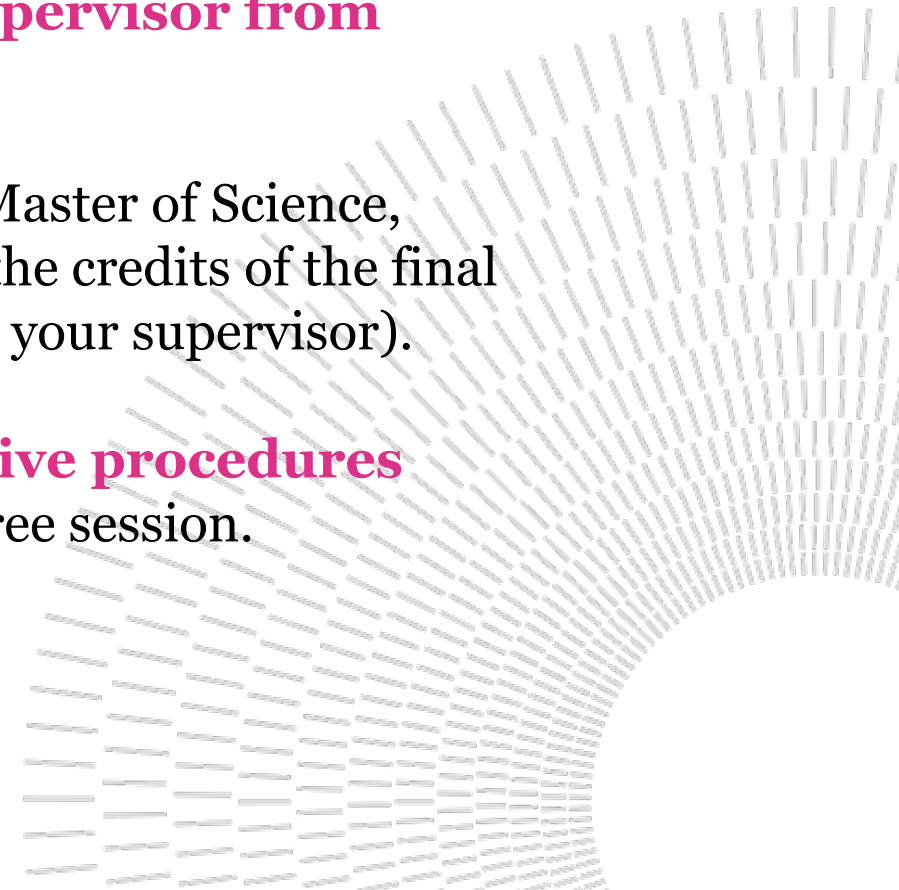
- ✓ Focuses on research topics not yet consolidated
- ✓ Develops a substantial preliminary research conducted with scientific criteria and based on scientific sources (databases, scientific articles, conference proceedings, etc)
- ✓ Aims to broaden the knowledge on a subject and its potential applications on the project.
- ✓ In case of design activity as an outcome it includes prototyping activities

Thesis of consolidation and refinement of existing knowledge

“short thesis”

- ✓ Focuses on topics already consolidated by scientific research and by design applications.
- ✓ In some Programs it could be focused on further developments of the project of the final design studio
- ✓ May provide a small part of research supporting the main assumptions on which the proposed project is based.
- ✓ Focuses on the potential design applications.

3. FINAL DEGREE REGISTRATION - Requirements

- ✓ To have written an **individual thesis** (either a theoretical-methodological deepening, a historical-critical analysis or a project work) under the supervision of a **supervisor from Polimi.** (relatore).
 - ✓ To have accomplished **120 credits** of the Master of Science, including the **credits of the internship** and the credits of the final examination (with the thesis approval from your supervisor).
 - ✓ To have accomplished all the **administrative procedures** including being registered to the Final Degree session.
- 

FINAL DEGREE REGISTRATION – When?



You will have to register for the thesis around **two months before** the Final Degree, and once you have **registered all your exams** on your career, including the internship credits.

In each academic year we have four Final Degree Sessions:

- July 2023 (1st session)
- October 2023
- December 2023
- April 2024 (last session of the AY)

Check the [Calendar with the specific deadlines here](#):

THISIS DEADLINES

FINAL DEGREE REGISTRATION – When?

Students can find also the calendar with the specific deadlines for each Degree session in our website: www.design.polimi.it – Teaching – Lessons timetable, calendars, deadlines – Degrees exams subscription

GRADUATION SESSION REGISTRATION - MASTER'S DEGREE

	OCTOBER 2021	DECEMBER 2021	APRIL 2022	JULY 2022
Graduation session Laurea Magistrale (equivalent to Master of Science)	07/10/2021	21/12/2021	28/04/2022	22/07/2022
End of exams and deadline verbalization exams for undergraduates	20/09/2021	22/09/2021 16/11/2021 (Extra exam date in November)	15/03/2022	09/07/2022
Registration to graduation session	from 30/08/2021 to 14/09/2021	from 29/10/2021 to 25/11/2021	14/3/2022 al 07/4/2022	from 13/06/2022 to 30/06/2022
Beginning of thesis filing	30/08/2021	29/10/2021	14/03/2022	13/06/2022
End of thesis filing	14/09/2021	25/11/2021	07/04/2022	30/07/2022
Validation thesis advisor	23/09/2021	09/12/2021	12/04/2022	07/07/2022

Calendar updated for the next academic year will be publish on September.

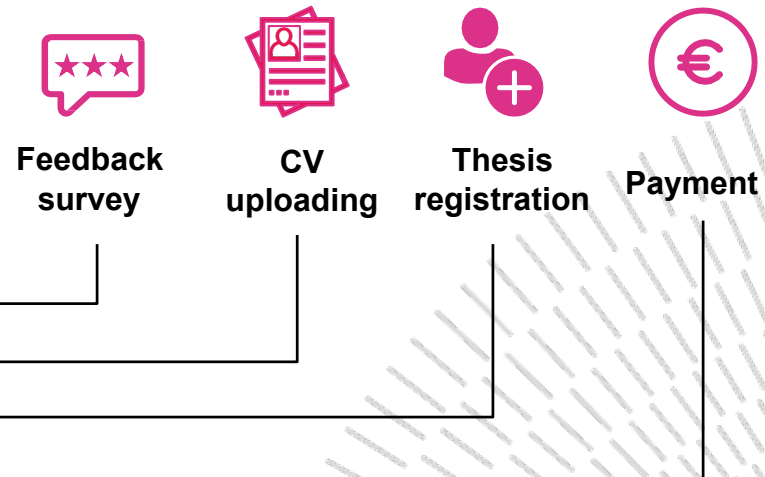


FINAL DEGREE REGISTRATION – How?

Students need to register for the Final Degree through their **Online Services area – Degree – Final exam**

Remember the registration **closes nearly one month before** the Final Degree session.

Exams
Lecture timetable
Exam registration
Beep (Be-ePoli) - the new portal for the networking activities of teacher students of Politecnico di Milano
Consultation of exam results
Degree - Final exam
Study evaluation
Curriculum Vitae at the Politecnico
Graduation session registration/withdrawal
Graduation fee payment form
Application forms

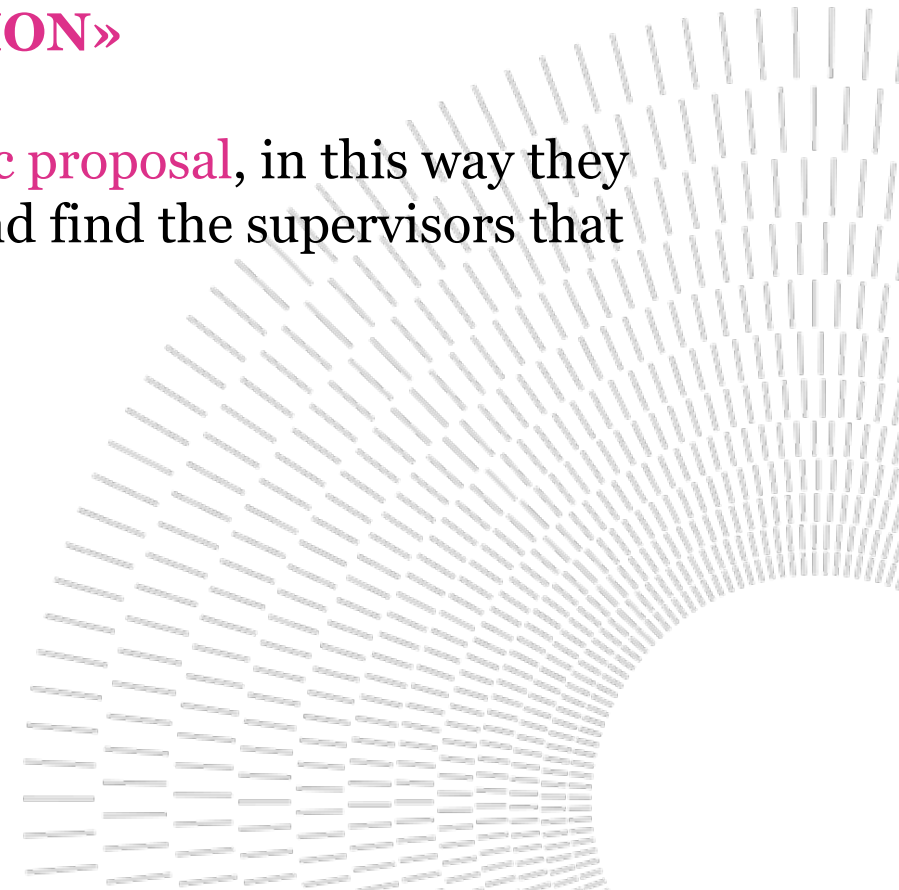


Find more details about the registration to the Final Degree examination:
<https://www.polimi.it/en/current-students/didactic-activities-and-degree-examination/degree-examination/>

If you Have Problems in Finding a Thesis Supervisor

You can contact the **academic offices** asking assistance to find a thesis supervisors: <https://www.design.polimi.it/en/send-an-email> and select «**MASTER DEGREE EXAMINATION**»

Make sure to add the **abstract of your thesis topic proposal**, in this way they will address your request to the course faculty and find the supervisors that match better to your thesis topic.



The background is a solid blue color. There are two large, decorative circular patterns made of white lines. One pattern is in the top right corner, and the other is in the bottom left corner. Both patterns consist of many concentric circles of short, parallel line segments that create a mesh-like effect. The text 'International Mobility' is centered in the middle of the page in a white, italicized serif font.

International Mobility

SELECTED STUDENTS FOR AN INTERNATIONAL MOBILITY

If you've been selected to do an International Mobility in the next academic year (Short Mobility or Double Degree Program)


Get Informed about the next steps:

[Politecnico di Milano: 2 - Before departure \(polimi.it\)](#)

[School: Outgoing Students \(polimi.it\)](#)

Students who have applied in the 2nd call need to attend the Publication of the first ranking that will be published on **15th June**
Keep an eye on your application– do not miss the acceptance deadlines!!

[Politecnico di Milano: 1 - How to apply \(polimi.it\)](#)



WHAT: Which courses can be validated

Curricular courses registered in your study plan with exception of:

- ✓ The Final Synthesis Design Studio in some programs
- ✓ The Final Thesis (Final Examination)

The Internship can be validated with project-based courses **BUT** you need to have at least another curricular course to validate with it.

Language courses held in the partner University can't be validated.

More info: [School: Outgoing Students \(polimi.it\)](http://polimi.it)

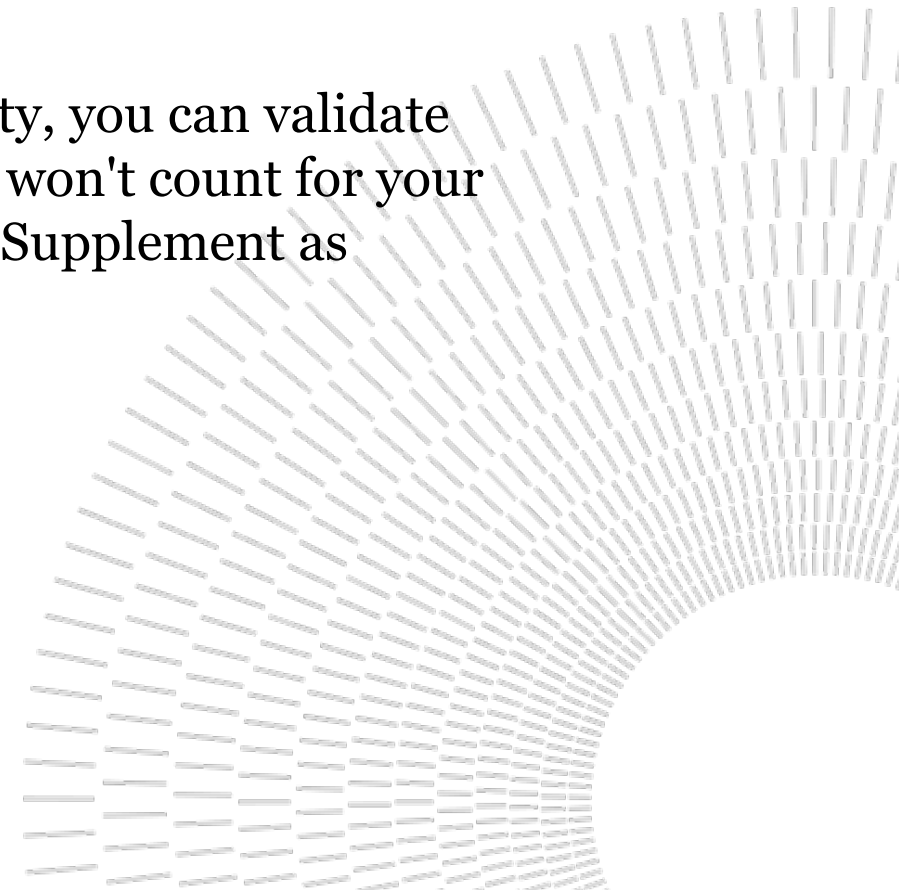


WHAT: Internship within the exchange

- ✓ Validating the **Internship** attending one or more project-based course/s in the partner University. **Just note that it's not possible to validate ONLY the internship in the exchange for study.** You need to keep at least another curricular course in your study plan to be validated abroad together with the internship.
- ✓ You can verify with the partner university if they offer the possibility to do the internship within the University (in a research lab or didactic laboratory)
- ✓ You can do an external internship in parallel or before or after the exchange period, registering it with SAT office as a normal internship. In this case you won't validate the internship with the exchange.

GOOD TO KNOW

- ✓ If in your year of exchange you need to register Elective Courses, and these courses will be validated with the exchange, you should select “Erasmus Experience” at registering your study plan.
- ✓ If you do more credits in the partner University, you can validate them as extracurricular courses, these credits won't count for your degree, but you'll have them in your Diploma Supplement as extracurricular activity.



DID YOU MISS THE CALL TO DO AN INTERNATIONAL MOBILITY?

If you missed the application to do an international mobility in the next academic year, you can consider some options to have an international experience.



INTERNATIONAL MOBILITY FOR TRAINEESHIP

[ERASMUS+ FOR TRAINEESHIP: A GRANT FOR INTERNSHIPS IN EUROPE! | cm.careerservice.polimi.it](http://cm.careerservice.polimi.it)

WHAT	A SCHOLARSHIP FOR TRAINEESHIP IN EUROPE*
HOW	ANSWERING THE CALL ERASMUS+ FOR TRAINEESHIP opens in April/May - results in June
WHO	THE CALL IS OPEN TO MSc and BSc ENROLLED STUDENTS Except: from those graduating in April, but including those graduating in July.
WHEN & HOW LONG	INTERNSHIP OF MIN 2 MONTHS, MAX 12 MONTHS. Starting dates: usually from 1st September to 30th September (of the next year)
HOW MUCH	APROX. €400- €500 PER MONTH (to be confirmed)

SCHOLARSHIP “TESI ALL’ESTERO”

Politecnico di Milano: Scholarships Tesi all'estero (polimi.it)

WHAT	SCHOLARSHIP TO DEVELOP ALL OR PART OF THE THESIS ABROAD
HOW	ANSWERING ONE OF THE CALLS AVAILABLE EACH YEAR Two calls per academic year: in October and in March.
WHO	THE CALL IS OPEN TO MSc ENROLLED STUDENTS
HOW LONG	MIN 8 CONSECUTIVE WEEKS MAX 24 CONSECUTIVE WEEKS
HOW MUCH	FROM € 2.000 GROSS + TRAVEL EXPENSES

SCHOLARSHIP “TESI ALL’ESTERO”

Aims to provide **economic support** to master's degree students who wish **to develop all or part of their thesis abroad** but cannot count on normal contributions for international mobility.

To apply, students must have already:

- ✓ Established the thesis topic with your supervisor at polimi
- ✓ Contacted the foreign organization (it can be a university, company, etc.)
- ✓ Set your staying abroad for not less than 8 consecutive weeks

Applications must be submitted within the deadlines set by the call through **online services**

Benefits amount from **€ 2,000 up to € 3.500** depending the periods of stay abroad, plus a contribution for **travel expenses** of € 200 for EU and € 500 for non-EU countries.

Find more details:

[Politecnico di Milano: Scholarships Tesi all'estero \(polimi.it\)](https://www.polimi.it/italian/tese-estere)

INTERNATIONAL WORKSHOPS

Politecnico di Milano and the School of Design have an important number of partner Universities.

Students have the possibility to participate during the year in different international workshops of 1 or 2 weeks as extra curricular activity.

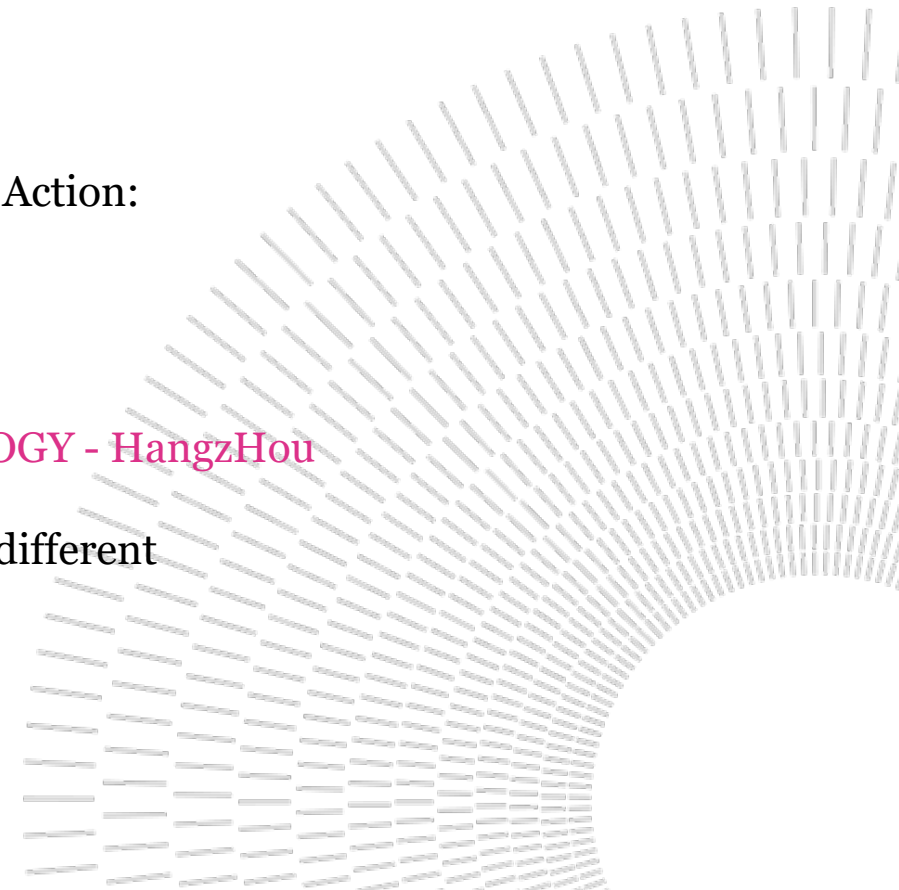
Here some examples:

- [IDEA LEAGUE](#)
- [ENHANCE](#)
- [ATHENS](#)

Some are opened by the School of Design through Passion in Action:

- [CHARENTE @ KEA - Copenhagen](#)
- [SEAMLESS RETAIL DESIGN - Hasselt](#)
- [INSTITUTE WITHOUT BOUNDARIES - Toronto](#)
- [ZHEJIANG UNIVERSITY OF SCIENCE AND TECHNOLOGY - HangzHou](#)

Keep an eye on the School Website to keep updated about the different opportunities offered during the year.






Extra Curricular Activities

PASSION IN ACTION

<https://www.polimi.it/en/programmes/innovative-teaching/>

Is a catalogue of **open extra-curricular activities** that Politecnico offers to students to support the development of **transversal, soft and social skills** and to encourage/facilitate students in enriching their personal, cultural and professional experience.


The activity will be recognized in the **Diploma Supplement** and can award 3 extra-curricular credits as «Design Explorer» activity.



POLIFACTORY

<http://www.polifactory.polimi.it>

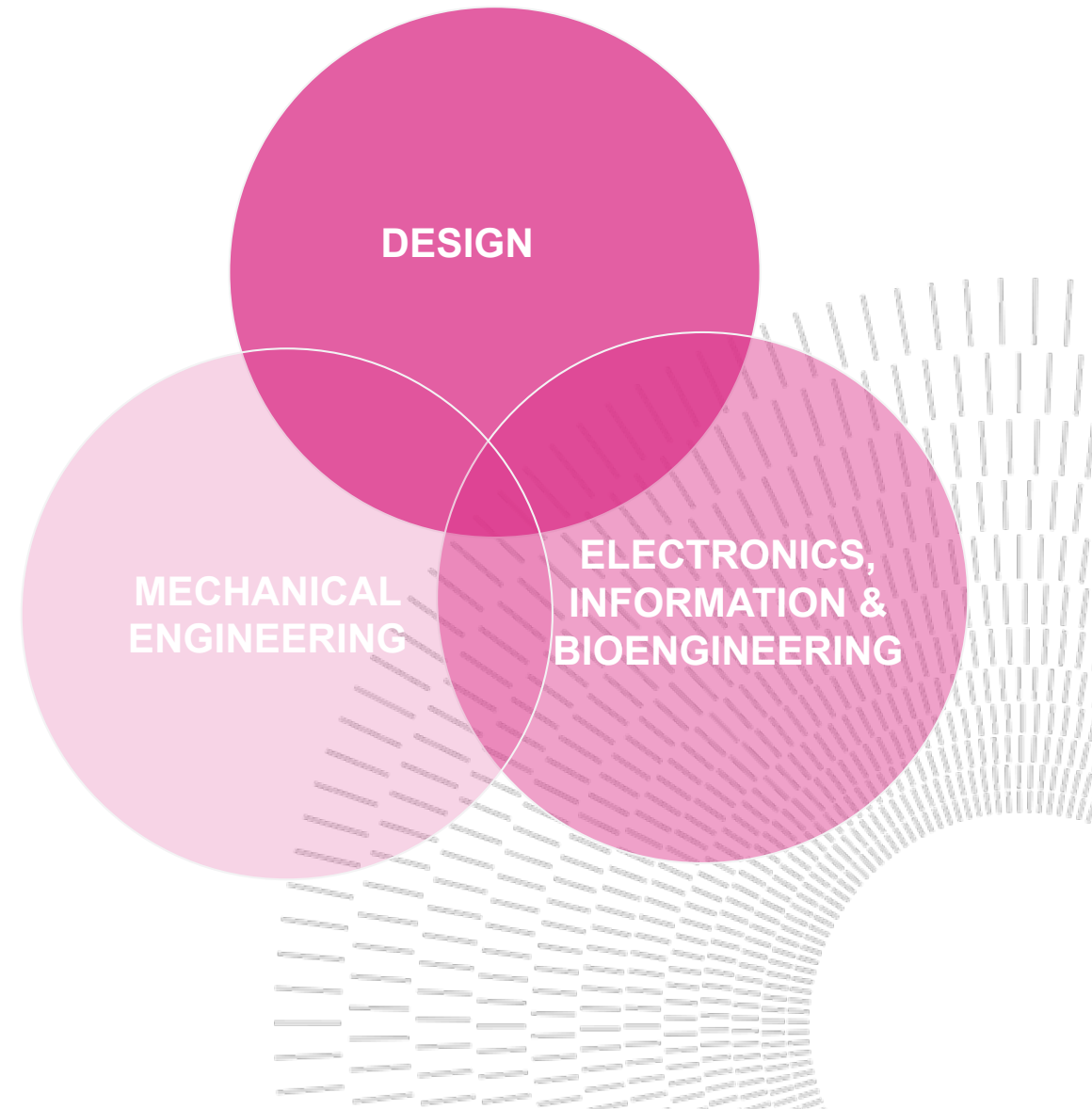
Polifactory is a **multidisciplinary lab** that enables new production models (making, fabbing, self-made design, DIY, small urban manufacturing)

from  to
IDEAS **MARKET**

Linked to

- FabLab networks
- Global network of design factories
- Micromanufacturing hub & institutes
- Makers associations

Building B3 in Bovisa Campus



POLIFACTORY

<http://www.polifactory.polimi.it>

Polifactory is the **makerspace – Fab Lab** of the Politecnico di Milano. It is a **multidisciplinary lab** equipped with *digital fabrication* and *physical computing* to enables new production models (making, fabbing, self-made design, DIY, small urban manufacturing)

polifactory@polimi.it   

Linked to

- Fab Labs' network
- Fab City global initiative

Building B3 in Bovisa Campus



POLIFACTORY

<http://www.polifactory.polimi.it>

Polifactory opens its doors to students who are eager to **actively participate** in the community through **incubation programs for talents** made available.

Talents in Residence (TiR) is a program promoted by Polifactory to support the **pre-incubation of ideas** developed by young designers from Politecnico di Milano.

Interested in developing a thesis project with a concrete output, but haven't contacted a supervisor yet? Check out our **Thesis Board** to find a research line that might interest you.

64K is the **Polifactory Computer Club**, where design, electronics and IT enthusiasts experiment together to develop projects and initiatives.



A decorative circular pattern in the top right corner, consisting of concentric rings of small, light-colored lines forming a grid-like structure.

Post-graduation Opportunities

JOB PLACEMENT

<https://www.careerservice.polimi.it/en-US/Announcements/Home/Index/>

POLITECNICO MILANO 1863 Italiano | **CareerService**

Home | News & Tools | About Internships | **Job & internship offers** | Employers | Candidates | Events | Company registration | Login

Employer Keyword ANNOUNCEMENT COMPANY **POST A JOB/INTERNSHIP**

SEARCH BY SUBJECT

Subject	Count
DESIGN & ENGINEERING	59
DIGITAL AND INTERACTION DESIGN	136
DESIGN (PHDS)	29
DESIGN (SPECIALIZING MASTERS)	47
ELECTRICAL ENGINEERING	422
ELECTRONIC ENGINEERING	550
ENERGY ENGINEERING	437
ENGINEERING PHYSICS	382
ENGINEERING (PHDS)	201
ENGINEERING (SPECIALIZING MASTERS)	219

ADVANCED SEARCH

Use the filters to find the offers available for you. Every offer expires in 30 days!

Your status	what are you looking for?	Where?
<input type="checkbox"/> Student	<input type="checkbox"/> Compulsory internship/for thesis	<input type="checkbox"/> Italy
<input type="checkbox"/> New grad	<input type="checkbox"/> Non compulsory internship	<input type="checkbox"/> Abroad
<input type="checkbox"/> 1-2 years of work experience	<input type="checkbox"/> Post-graduation internship	<input type="checkbox"/> Paid
<input type="checkbox"/> 3-8 years of work experience	<input type="checkbox"/> Apprenticeship	
	<input type="checkbox"/> Temporary	
	<input type="checkbox"/> Permanent	
	<input type="checkbox"/> Collaboration	

SEARCH

PhD IN DESIGN

<http://phd.design.polimi.it/>

Established in 1990, the current PhD programme in Design aims to develop competences and skills to carry out **high quality research in design** as a specific field of inquiry.

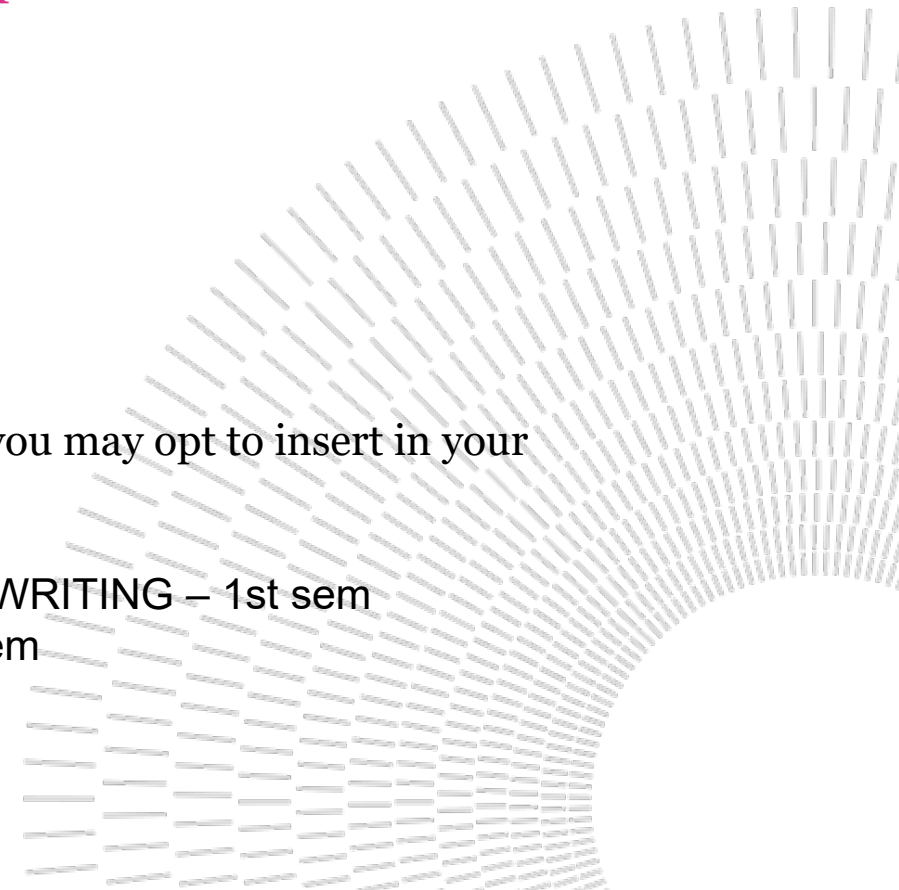
The PhD programme in Design is structured into various **research fields**, which correspond to specific research teams within the **Design Department**.

The research activity is organized around three Sections:

- ✓ Design and Cultures
- ✓ Products, Strategies and Services
- ✓ Design for Environments, Landscape and Mobility

If you are interested into applying for the PHD Programme, you may opt to insert in your study plan of the 2nd year the following electives courses:

- ✓ 056463 - LITERATURE REVIEW AND SCIENTIFIC WRITING – 1st sem
- ✓ 056524 - DESIGN RESEARCH PLANNING – 2nd sem



POLIHUB

<http://www.polihub.it/en/>

PoliHUB is the **innovation District & Startup Accelerator** of Politecnico di Milano, managed by Fondazione Politecnico di Milano.

We help businesses to innovate:

- ✓ Selecting **innovative business** ideas and projects
- ✓ Forming **teams and prototyping**
- ✓ Defining a **business model and market viability**
- ✓ **Research, financing and scale-up support**



**5° UNIVERSITY STARTUP
INCUBATOR IN EUROPE**




POLIHUB

<https://alumni.polimi.it/>

Professional Network Alumni Polimi

ALUMNI POLITECNICO DI MILANO

Benvenuti nella Community dei Laureati del Politecnico di Milano



ALUMNI NEL MONDO
210.000

PROFILI AGGIORNATI
3 Oggi
3 Settimana
270 Mese

COMPARI SUL SITO | AGGIORNA I TUOI DATI

A decorative circular pattern in the top right corner, consisting of concentric rings of small, light-colored lines forming a grid-like structure.

The School and Its Structure

THE SCHOOL OF DESIGN



DEAN
Prof. Francesco Zurlo



VICE-DEAN
Prof. Anna Meroni

PROGRAMME BOARDS' COORDINATORS:
[School: Programme Boards \(polimi.it\)](http://polimi.it)

STUDENTS REPRESENTATIVES in the SCHOOL'S PROGRAMME BOARDS

Each programme board appoints a review group that annually monitors and controls the progress of the activities of the course and the programme's actions for improvement; it also appoints a commission that evaluates access to the second level of study. Students' representatives participate at the programme board.

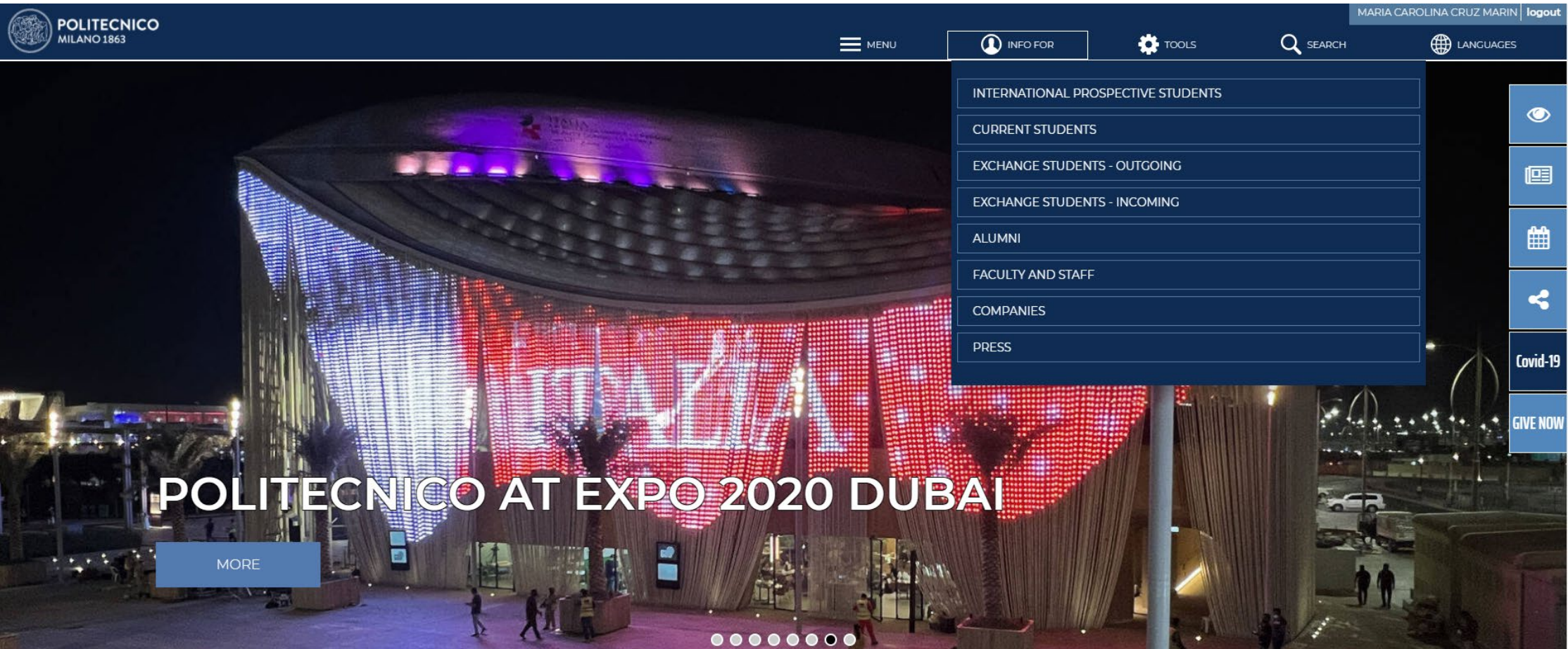
- ✓ Integrated product design: rappresentantistudenti-ccsprodotto@polimi.it
 - ✓ Design della comunicazione: rappresentantistudenti-ccscomunicazione@polimi.it
 - ✓ Design for the fashion design: rappresentantistudenti-ccsmoda@polimi.it
 - ✓ Interior and spatial design: rappresentantistudenti-ccsinterni@polimi.it
 - ✓ Design & engineering: rappresentantistudenti-ccsdesignengineering@polimi.it
- 

A decorative circular pattern in the top right corner, consisting of concentric rings of small, light-colored lines forming a grid-like structure.

Instruments and Contacts

UNIVERSITY WEBSITE + SOCIAL NETWORKS

<https://www.polimi.it/>



INFO FOR ENROLLED STUDENTS

<https://www.polimi.it/en/current-students/>

CURRENT STUDENTS

Information, rules and useful links for students enrolled at Politecnico di Milano to Laurea degree (equivalent to Bachelor of Science), Laurea Magistrale degree (equivalent to Master of Science), and single courses.

› [What to do after the enrolment](#)

› [Admission to Laurea Magistrale programmes](#)

RULES AND REGULATIONS FOR STUDENTS

› [Study Plan and OFA](#)

› [Tuition fees, scholarships and financial aid](#)

› [English language](#)

› [Didactic Activities and Degree Examination](#)

› [Experience abroad](#)

› [Changing Degree Programmes/Transfer to other University](#)

› [Interruption, Suspension, Withdrawal, Loss of student status](#)

› [State Examination](#)

OTHER INFORMATION

› [Calendar and deadlines](#)

› [Certificates and forms](#)



NEWSLETTER & SOCIAL

The **Politamtam** newsletter <http://www.politamtam.polimi.it/> to find out about events, activities organised by student associations and opportunities for students.

Institutional social channel:

<https://polinetwork.github.io/en/>

- ✓ Facebook: www.facebook.com/polimi
- ✓ Youtube: www.youtube.com/polimi
- ✓ Instagram: www.instagram.com/polimi
- ✓ Twitter: www.twitter.com/polimi
- ✓ LinkedIn: www.linkedin.com/school/polimi
- ✓ www.polimi.it/tunes
- ✓ Telegram: [www.t.me/s/PoliNetworkork](https://t.me/s/PoliNetworkork)  – Telegram



SCHOOL OF DESIGN WEBSITE

www.design.polimi.it

POLITECNICO MILANO 1863

CONTATTI STRUMENTI CERCA ENG



SCUOLA DEL DESIGN

SCUOLA DIDATTICA STUDENTI AREA INTERNAZIONALE

POLIMI
DESIGN
SYSTEM

SCUOLA DEL DESIGN
DIPARTIMENTO DI DESIGN
POLI.DESIGN

**BEAUTIFUL
SUSTAINABLE
TOGETHER**

POLIMI DESIGN SYSTEM @ SALONE DEL MOBILE 2022

MORE



IN EVIDENZA

THE SCHOOL'S OFFICES

Academic Affairs Office *Didactics Related Information for Enrolled Students*

- ✓ Study plan issues
- ✓ Exams registration
- ✓ Admissions process
- ✓ Transfers and degree changing
- ✓ Final Degree

Contacts

[https://www.design.polimi.it/
en/menu-servizio/contact-us](https://www.design.polimi.it/en/menu-servizio/contact-us)

Internship Office SAT *Compulsory Internship*

- ✓ Referent for Compulsory Internship.
- ✓ Gives indications about the internship procedures, required documents, etc.

Contacts:

[https://www.design.polimi.it/
en/menu-servizio/contact-us](https://www.design.polimi.it/en/menu-servizio/contact-us)

International Relations Office RELÉ *International Programs for Students*

- ✓ Gives information about the partner Universities and the international mobility options.
- ✓ Solve questions activities to validate in the international mobility.
- ✓ Gives support in the validation process after the mobility.

Contacts:

rele@polimi.it
askdesign@polimi.it

THE SCHOOL'S CONTACTS

<https://www.design.polimi.it/en/menu-servizio/contact-us>

Check out all the services:

- ✓ ChatBot
- ✓ Chat
- ✓ Email
- ✓ By appointment

Prospective and enrolled students

Polimi ChatBot virtual assistant as a **single point of access** for those wishing to contact the University staff.

Students accessing the Polimi ChatBot can select one of the proposed topics or type their question directly.



To contact the School staff: please use the methods below

LOW COMPLEXITY: [CLICK HERE TO START A CHAT THROUGH CHATBOT](#) (SCHOOL OF DESIGN CHAT HOURS: MONDAY TO FRIDAY 9.30 A.M. - 12.30 P.M.)

- information on Logistics (classrooms and timetables)
- information on admissions to degree courses
- information on orientation
- how to look for an internship, duration, timing, start-up and structures

MEDIUM COMPLEXITY: [CLICK HERE TO SEND AN EMAIL](#)

- information on: exam sessions, optional courses and workshops
- Bachelor's and Master's final exams
- transfers and degree program's validation
- admission to Master of Science programs
- procedures for activating the Internship and agreements with companies, training projects and validation of the internship
- information on international mobility for ingoing and outgoing

HIGH COMPLEXITY: [CLICK HERE TO ACCESS THE DESK BY APPOINTMENT](#)

- information and resolution of the problems of the study plan
- exams and graduation calls
- problems emerged during the internship, training project of the internship not respected and difficulties with the company tutor, accidents and insurance management

THE CENTRAL OFFICES

Segreteria Studenti Registrar's Office

*Administrative Information
for Enrolled Students*

- ✓ Solves questions about tuition fees, exemptions and reimbursements
- ✓ Provides certifications and official documents
- ✓ Solves questions about Dsu benefits – financial aid

Contacts

[Politecnico di Milano: Desks and offices for students \(polimi.it\)](#)

The Career Service

Not Compulsory Internship

- ✓ Referent for not compulsory internships.
- ✓ Manages website with internship offers
- ✓ Gives support to prepare resumé/interview
- ✓ Organizes job fairs

Contacts

[Career Service | The job market meets students and graduates \(polimi.it\)](#)

International Mobility IMU

Exchange Office

- ✓ Manages all the administrative aspects for outgoing students for exchange or double degree

Contacts

[Politecnico di Milano: Contacts \(polimi.it\)](#)



POLITECNICO
MILANO 1863

SCUOLA DEL DESIGN

Thank You!

This presentation is available online at:

www.design.polimi.it

(Click on banner New Year New Tips)

Give us your feedback:

<https://forms.office.com/r/PMRKYDHn3h>

INFORMATION

www.design.polimi.it

GIVE US YOUR FEEDBACK



<https://forms.office.com/r/PMRKYDHn3h>

