



POLITECNICO  
MILANO 1863

SCUOLA DEL DESIGN

# Welcome Week

## School of Design

*Speakers:*

**Silvia Ferraris**, Delegate for the International Relationships of the School of Design

**Carolina Cruz**, International Relations School of Design

INFORMATION

[www.design.polimi.it](http://www.design.polimi.it)



**1863**

**Engineering**



**1926**

**Architecture**



**2000**

**Design**

## **Politecnico di Milano**

### **Founded in 1863**

One of the most important universities in Italy.

It is a scientific and technological university that forms engineers, architects, and designers.

# 4 Schools

SCHOOL OF  
INDUSTRIAL AND  
INFORMATION  
ENGINEERING

17 BACHELOR COURSES  
19 MASTER PROGRAMS

<http://www.ingindinf.polimi.it/en>

SCHOOL OF  
CIVIL, ENVIRONMENTAL  
AND LAND MANAGEMENT  
ENGINEERING

3 BACHELOR COURSES  
4 MASTER PROGRAMS

<http://www.ingcat.polimi.it/en/>

SCHOOL OF  
ARCHITECTURE

3 BACHELOR COURSES  
13 MASTER PROGRAMS

<http://www.auic.polimi.it/en/>

SCHOOL OF  
DESIGN

4 BACHELOR COURSES  
7 MASTER PROGRAMS

<http://www.design.polimi.it/en/>

**ENGINEERING**

**33.687**  
STUDENTS

**ARCHITECTURE**

**7.296**  
STUDENTS

**DESIGN**

**4.231**  
STUDENTS

# QS World University Rankings 2022

(ART&DESIGN)



1

**Royal College of Art**  
London, United Kingdom



2

**University of the Arts London**  
London, United Kingdom



3

**The New School**  
New York City, United States



4

**Rhode Island School of Design (RISD)**  
Providence, United States



5

**Politecnico di Milano**  
Milan, Italy

**5<sup>th</sup>**  
**2022**

# Honorary Degrees



Alessandro  
Mendini



Giorgio  
Armani



Sergio  
Pininfarina



Achille  
Castiglioni



Bob  
Noorda



Angelo  
Mangiarotti



Ettore  
Sottsass



Enzo  
Mari



Marco  
Zanuso



Luca Cordero  
Di Montezemolo

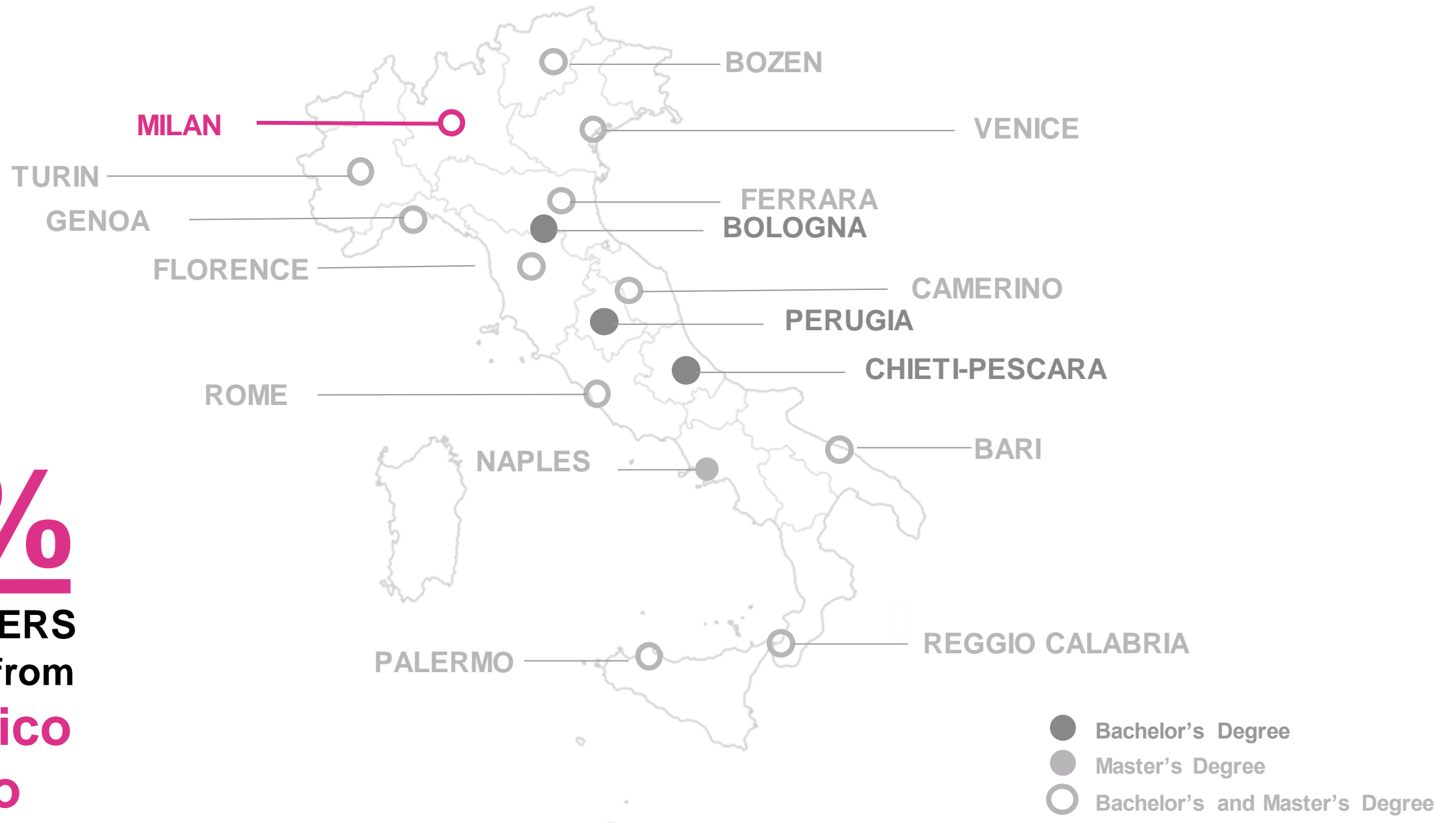


Marva Griffin  
Wilshire

...and  
many  
others

# The Italian Context

**45%**  
of DESIGNERS  
graduates from  
**Politecnico  
di Milano**





# Milan Context



# An International School

**250**

INTERNATIONAL  
STUDENTS ENROLLED  
PER YEAR

**30**

VISITING  
PROFESSORS FOR  
RESEARCH AND TEACHING

**250**

EXCHANGE AND  
DOUBLE DEGREE  
STUDENTS PER YEAR

**215**

PARTNER  
UNIVERSITIES  
AROUND THE WORLD





# INDEX

01.

*The Design  
System at  
Polimi*

02.

*Courses  
and credits*

03.

*Learning  
agreement and  
Study plan*

04.

*Teaching  
modalities  
2022-2023*

05.

*Our Didactic  
Tools*

06.

*Our Didactic  
Labs*

07.

*Important  
Contacts*

08.

*Campus Info*



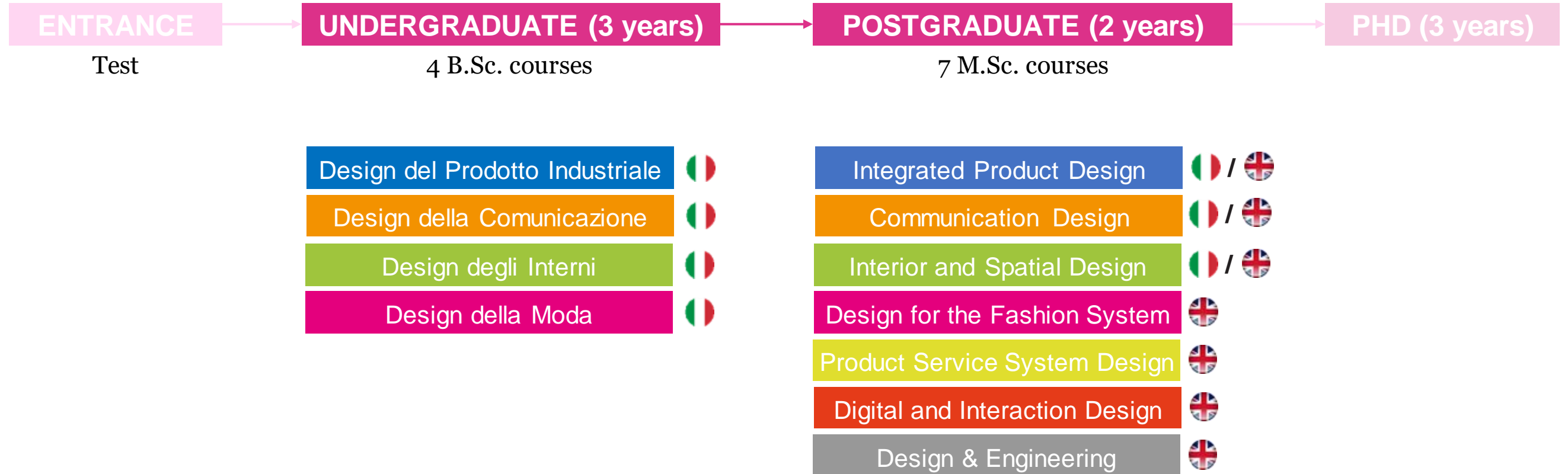
01.

POLIMI  
DESIGN  
SYSTEM

# *The Design System at Polimi*



# The path



# Our Bachelor Programs

Each Bachelor program is divided in sections. The main difference among the sections in each program is defined mostly by the design studios: **LABORATORIO** (Design Studios) and the **WORKSHOPS**, the other courses are mostly the same indifferently from the section. The Design studios from the same program will share the same objectives but they may have a **different topic** to work on.

---

## PRODUCT DESIGN

**P1-P5**  
5 sections



---

## INTERIOR DESIGN

**I1-I5**  
5 sections



---

## COMMUNICATION DESIGN

**C1-C3**  
3 sections



---

## FASHION DESIGN

**M1-M3**  
3 sections









# Our Master Programs

Each Master is divided in sections. For some programs the main difference among the sections is defined by the design studios: **LABORATORIO** (Design Studios) and **WORKSHOPS**.

Other programs are divided into sections according to the language in which courses are held: **ENG** or **ITA**.

---

## INTERIOR AND SPATIAL DESIGN

IS1	 / 
IS2	
IS3	

---

## INTEGRATED PRODUCT DESIGN

IP1	 / 
IP2	


---

## COMMUNICATION DESIGN

C1	
C2	
C3	



---

## DESIGN FOR THE FASHION SYSTEM

M1	
M2	

---

## DESIGN & ENGINEERING

DE1	
DE2	

---

## PRODUCT SERVICE SYSTEM DESIGN

PS1	
PS2	

---

## DIGITAL AND INTERACTION DESIGN

DID	
-----	---

---



# 02.

## *Courses and credits*



# Credit System

Each subject is assigned a **number of credits** which the student obtains when he passes the final **examination**.

The **CFU fully coincide with ECTS** credits.

**1 CFU = 25 hours of workload**

includes **lectures and other forms of instruction** like: exercises, assignments and independent work

**30**

Credits per  
**Semester**  
Approx.

**60**

Credits per  
**Academic Year**  
Approx.

# Exams and Grades

Exams are graded using a **scale of 30**, where **18 is the minimum passing grade** and 30 cum laude the highest.

Students have the possibility to refuse the final mark and present again the exam further (with exception for the design studios).

**<18**

**Not Passed**

**≥18**

**Passed**

# Courses Type

1

## DESIGN STUDIO (LABORATORIO)

**Project course**

Students are divided in sections

2

## MONODISCIPLINARY & INTEGRATED COURSE

**Project and Theory course**

May host all the sections or be divided

3

## WORKSHOP & DESIGN SEMINAR

**Design Studio concentrate in 1 full week**

(end of the semester/February and June)

4

## ELECTIVE COURSES

**Interdisciplinary courses**

Available to all the students of the School

Students can attend them in the **1st** or **2nd semester**



# The workshops

One full week of **intensive studio** with the assistance of Companies and/or Visiting Professors.

**2<sup>nd</sup> semester workshop week** will take place **from 5 to 9 June 2023**

These are the Programs that will offer workshops in our second semester:

BSc Programme	Year	Semester
COMMUNICATION DESIGN	3 <sup>rd</sup>	2 <sup>nd</sup>
INTERIOR DESIGN	3 <sup>rd</sup>	2 <sup>nd</sup>
PRODUCT DESIGN	3 <sup>rd</sup>	2 <sup>nd</sup>

MSc Programme	Year	Semester
PRODUCT SERVICE SYSTEM DESIGN	1 <sup>st</sup>	2 <sup>nd</sup>
DESIGN & ENGINEERING	1 <sup>st</sup>	2 <sup>nd</sup>
DIGITAL AND INTERACTION DESIGN	1 <sup>st</sup>	2 <sup>nd</sup>

The workshops content will be defined through the semester, therefore you can't see now what will be each workshops about.

If you want to register in one workshop you can register it on your study plan selecting: **Interdisciplinary workshop code 052913**

We'll send the workshops details in proximity to the workshop week around May, so you'll be able at that moment to select the workshop of your preference and we'll modify your study plan registering you in the workshop you've selected.

# Workshops

The School of Design collaborates with companies for **research** and **education**:

- **WORKSHOPS**
- **INTERNSHIPS**
- **STUDIO ACTIVITIES**
- **SPONSORSHIPS FOR MATERIALS**

## OUR COLLABORATION WITH COMPANIES:

**Food:** Barilla, Ferrero, Pepsi Co....

**Furniture:** ARAN Cucine, Magis, Braun, Electrolux...

**Transportation:** Metropolitane Milanesi, Trenord, Ferrovie Nord Milano...

**Fashion:** Adidas, Vans, Lancome, Yamamai...

**Others:** Mediolanum, Emergency, Adecco, Moleskine, Joinpad, Ra.El.Con, Music Station ...



**FERRERO**



**BRAUN**

 **Electrolux**

**LANCÔME**  
PARIS



**VANS**  
"OFF THE WALL"



# 03.

## *Learning agreement and Study plan*



# Study Plan and Learning Agreement



WHO	School of design	Student	Student	School of design	Student	Student & School of Design
WHAT	Exchange student Acceptance	Course selection	Study plan submission	Study plan approval	Learning agreement updated	Learning agreement signed
WHEN	December	January and February	From 1 to 9 February	Within 17 February	From 27 February	From 27 February




# Study Plan

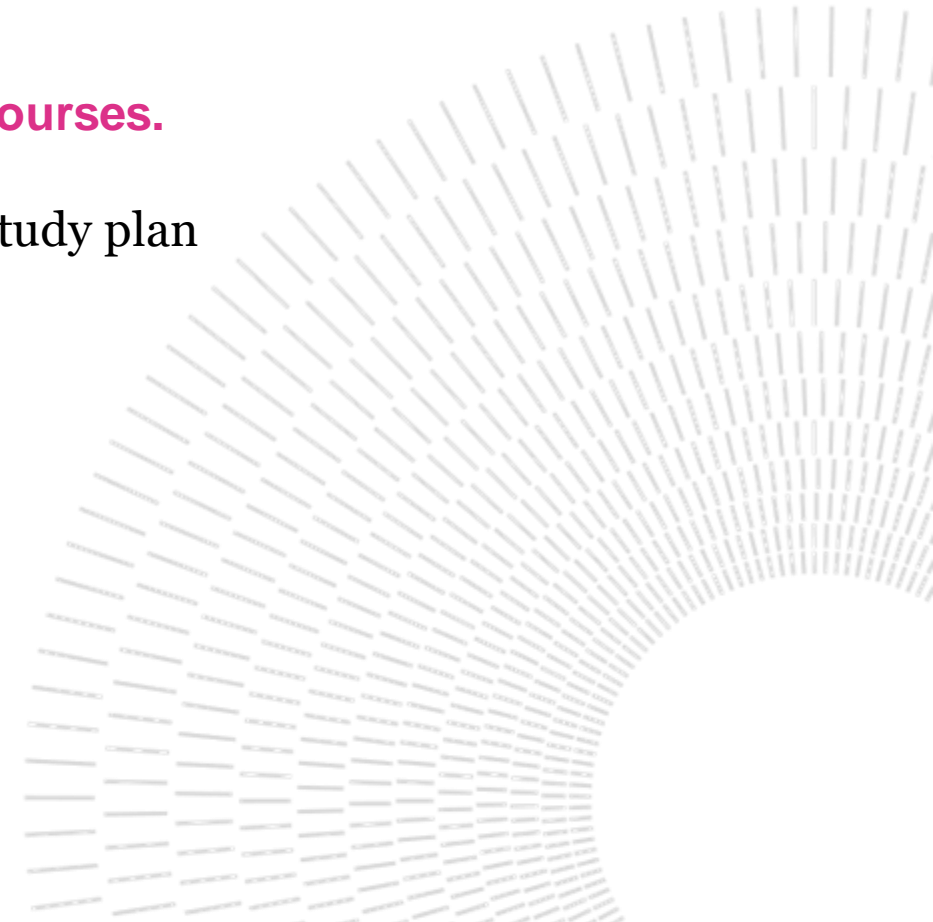
**Did you miss the study plan registration?**

Please write at **[askdesign@polimi.it](mailto:askdesign@polimi.it)**

indicating your full **name, personal code** and **home university**



# Study Plan Modifications


- In case of **overlapping courses**, you can modify your study plan within the first week of lessons **from 20th to 27th February 2023**
  - Please be aware that you will be able to **choose only from the left-over courses.**
  - Remember to **press the save button** after you submitted your modified study plan
- 

# Learning Agreement

After the first week of lessons, and once you are sure that your study plan is fine and do not need to do changes, you can update your **Learning Agreement**.

In order to have your Learning Agreement: fill it up correctly, signed it, and send it to [askdesign@polimi.it](mailto:askdesign@polimi.it)

**Remember to indicate in your mail your full name and person code!**



# Learning Agreement

Please make sure to fill it correctly before sending us the document, this will help us to speed up the process of signature!



## Higher Education Learning Agreement for Studies

*Student's name*  
*Academic Year 20.../20...*



Student	Last name(s)	First name(s)	Date of birth	Nationality <sup>1</sup>	Sex [M/F]	Study cycle <sup>2</sup>	Field of education <sup>3</sup>
			gg/mm/aaaa				
Sending Institution	Name	School	Erasmus code <sup>4</sup>	Address	Country	Contact person name <sup>5</sup> ; email; phone	
Receiving Institution	Name	Faculty/ Department	Erasmus code	Address	Country	Contact person name; email; phone	
	<u>Politecnico di Milano</u>	School of Design	<u>I MILANO02</u>	Via Lambruschini, 15 –20156 MILANO	IT	International Mobility Unit Simona Benvenuto; Livia Fabbrini; Simona Rodella; Elisa Zappa <a href="mailto:Exchange-bovisa@polimi.it">Exchange-bovisa@polimi.it</a> +39 02 2399.5720;5771;5719;5721	



# Learning Agreement

## ***Commitment***

By signing this document, the student, the Sending Institution and the Receiving Institution confirm that they approve the Learning Agreement and that they will comply with all the arrangements agreed by all parties. Sending and Receiving Institutions undertake to apply all the principles of the Erasmus Charter for Higher Education relating to mobility for studies (or the principles agreed in the Inter-Institutional Agreement for institutions located in Partner Countries). The Sending Institution and the student should also commit to what is set out in the Erasmus+ grant agreement. The Receiving Institution confirms that the educational components listed in Table A are in line with its course catalogue and should be available to the student. The Sending Institution commits to recognise all the credits gained at the Receiving Institution for the successfully completed educational components and to count them towards the student's degree as described in Table B. Any exceptions to this rule are documented in an annex of this Learning Agreement and agreed by all parties. The student and the Receiving Institution will communicate to the Sending Institution any problems or changes regarding the study programme, responsible persons and/or study period.

<b>Commitment</b>	<b>Name</b>	<b>Email</b>	<b>Position</b>	<b>Date</b>	<b>Signature</b>
Student			<i>Student</i>		
Responsible person <sup>10</sup> at the Sending Institution					
Responsible person at the Receiving Institution <sup>11</sup>	Carolina Cruz	<a href="mailto:askdesign@polimi.it">askdesign@polimi.it</a>	International Relations Office – School of Design		



04.

*Teaching modalities*

*2022-2023*



# Teaching Modalities

The didactic activities in **this academic year 2022-2023** will be offered **in presence**, even though Professors will have the possibility to **set some courses and/or lectures online**. This will depend on the course structure and will be defined by the Professors.

Professors will explain the course structure in the first lesson and the modality to attend the lessons.

Politecnico will ensure the access of the lessons in **presence in complete safety**, and in respect with the dispositions defined by the government.

**Courses last one semester** and are held once per year.

**The attendance in the Design studios and workshops is mandatory:**  
to achieve attendance, it will be necessary to acquire a minimum 80% of attendance

**Some monodisciplinary and integrated courses, may be available for non-attending students.** Otherwise, the attendance is required as per the Design studios.

Read the course details of each course to be updated about the attendance requirements.

# 05.

## *Didactic Tools*

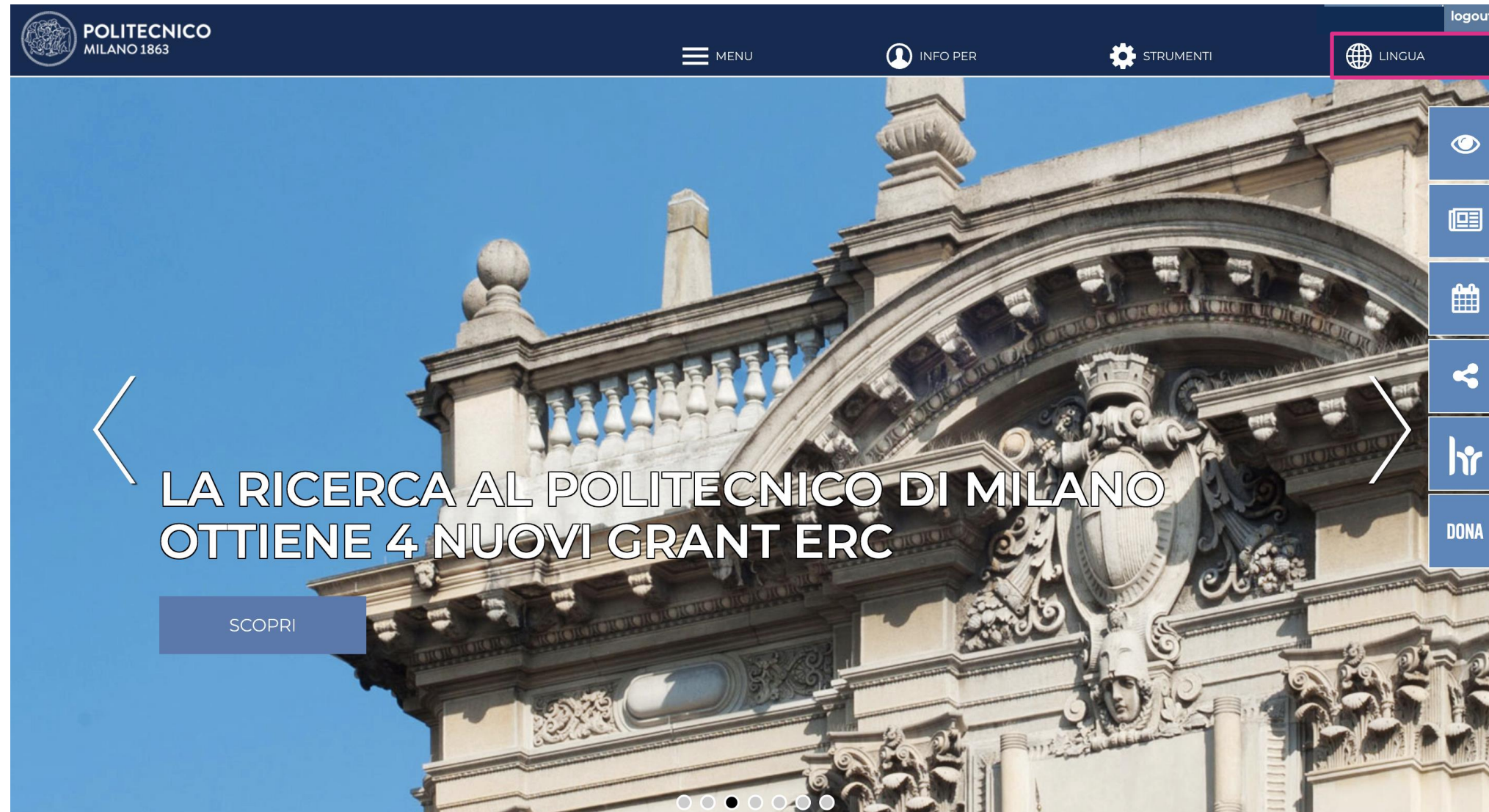




# University Website

<https://www.polimi.it/>

here you can select  
the **language** you prefer





# Online Services

The screenshot shows the Politecnico Milano 1863 website. The header is dark blue with the university logo and name on the left, and navigation links (MENU, INFO FOR, TOOLS, LANGUAGES) and a login button on the right. The main content area features a large banner image of a modern campus with a large, curved, metal structure. Overlaid on the banner is the text "RENZO PIANO PRESENTS THE MASTERPLAN" and a "MORE" button. A dark blue sidebar menu is open on the right, listing various services. The "ONLINE SERVICES" item is highlighted with a pink border. A pink line points from the text "You can find the section online services under the menu tools" to the "ONLINE SERVICES" item in the menu.

POLITECNICO MILANO 1863

MENU

INFO FOR

TOOLS

LANGUAGES

login

ONLINE SERVICES

ICT SERVICES STATUS

WEBEEP

CONTACTS FOR STUDENTS

ADDRESS BOOK

ACADEMIC CALENDAR

STUDENTS DEADLINES

SEARCH FOR CLASSROOMS

STUDY AREAS

SEARCH FOR PROFESSORS

SEARCH FOR PROGRAMMES

LECTURE TIMETABLE

EXAM SESSIONS

SEARCH IN LIBRARIES

INTRANET

CAMPUSES MAPS

CALLS AND COMPETITIONS

RENZO PIANO PRESENTS THE MASTERPLAN



MORE

GIVE NOW


You can find the section **online services** under the menu **tools**

# Online Services


For the **english version**  
click here

**Servizi**  


**Richieste e assistenza**




**Posta elettronica e altri servizi cloud**




**Amministrazione**




**Dati di carriera**




**Dati**




**Agevolazioni e convenzioni**




**Esami**




Orario delle lezioni




Consultazione esito esami




Iscrizione agli esami



Accettazione Codice d'Onore per gli esami di profitto



**Laurea - Titolo finale**



# Online Services

<b>Requests and assistance</b>	▼
<b>Mail and other Cloud services</b>	▲
Webmail, storage and other cloud services	i ★
Mailboxes and mailing lists	i ☆
Cloud services - User situation	i ☆
WeBeep	☆
Recordings Archive	☆
<b>Administration</b>	▼
<b>Career</b>	▲
Career	☆
Specialisation Options (Track)	☆
Study Plan - Presentation	☆
Study Plan - semester Changes	☆
Transfer from another University	☆
Suspension or Withdrawal requests	☆
Digital badges	☆
<b>Data</b>	▲
University Address Book	i ☆
Activation of magnetic badge	☆
Certificate and self certification request	☆
Edit personal data	☆
Management of payment methods	☆
Compilation questionnaires	☆

**Webmail**  
to check your official mail  
[@mail.polimi.it](mailto:mail.polimi.it)

**Career**  
to check the courses  
you're registered in

**Edit personal data** to  
check and update  
your anagraphic data

# Online Services

## Lecture schedule

1.

select **lecture timetable**

Safety, privacy and GDPR courses	☆
<b>Benefits and agreements</b>	▼
<b>Exams</b>	▲
Lecture timetable	☆
Exam registration	★

2.

select **2nd semester**

### Available functions

🖨️ Print text timetable

🖨️ Print synoptic timetable

<b>Select semester</b>
2nd Semester 2022/2023 ▼
Change semester

# Online Services

## Lecture schedule

Text timetable

Synoptic timetable

Scaglione

da (compreso): A

a (escluso): ZZZZ

Secondo Semestre

2

Data	Dove			09:00			10:00			11:00			12:00			13:00			14:00	
Lunedì																				
Martedì																				
Mercoledì	B2.1.14				<div>AESTHETICS AND DESIGN</div> <div>lezione</div> <ul style="list-style-type: none"> <li>22-feb-23</li> <li>01-mar-23</li> <li>08-mar-23</li> <li>15-mar-23</li> <li>22-mar-23</li> <li>29-mar-23</li> <li>05-apr-23</li> <li>12-apr-23</li> <li>19-apr-23</li> <li>26-apr-23</li> <li>03-mag-23</li> <li>10-mag-23</li> <li>17-mag-23</li> <li>24-mag-23</li> <li>31-mag-23</li> </ul>															
Giovedì																				
Venerdì																				

Select the kind of  
timetable you want to see

Here you can verify the  
classroom information



## Lecture schedule










[illegible]

Here you can verify the professor's name of the course you're attending

# Online Services

## The basic safety course

**Data**

University Address Book	 
Activation of magnetic badge	
Certificate and self certification request	
Edit personal data	
Management of payment methods	
Compilation questionnaires	
University fees and economic benefits	
Training courses	
Application form - exemption from	
POLIPSI	

**POLITECNICO MILANO 1863**  
Online services > Training courses  
**Available functions**  
▶ Available courses  
Certificates list  
**Available courses**  
▶ Courses on Safety  
▶ Online course on Privacy and GDPR  
▶ Pillole formative  
▶ Sustainability online courses



**THE BASIC COURSE  
ON SAFETY  
IS COMPULSORY  
FOR EVERY STUDENT  
AT POLIMI.**

You won't be able to register  
to exams if you don't pass it  
before.

*(See next page)*

# Online Services

The basic safety course and lab safety course

- **Basic Course on Safety: Course pass certificate attained**

Recipients: teaching staff, contract professors, temporary research fellows, undergraduates and PhD students, technical-administrative personnel and collaborators.

- **Basic Course on Safety: Course pass certificate attained**

for workers and must be integrated by specific training in relation to the duties performed with regard to occupational health and safety.  
Recipients: RADRL and Supervisors appointed by the Directors for the purposes of safety.

Preparatory courses: the Basic Course on Safety must be achieved before to start this course.

Access course in [ITALIAN](#)

- **Managing Emergencies: not taken**

Recipients: guests who are not considered to be workers but who remain in the Politecnico di Milano for significant periods of time.

Access course in [ITALIAN](#) [ENGLISH](#)

- **Directors Safety Course: not taken**

- **Course to access the Design Department Labs: Course pass certificate attained**









It is possible to take the course again.

Access course in [ITALIAN](#) [ENGLISH](#)





- **Course to access the Design Department Labs: Course pass certificate attained**  
It is possible to take the course again.

# Online Services

## Exams and Beep

Mail and other Cloud services		⬆
Webmail, storage and other cloud services	 	<b>WeBeep</b> to connect with the network area of your courses and professors
Mailboxes and mailing lists	 	
Cloud services - User situation	 	
WeBeep		
Recordings Archive		


  


Exams		⬆
Lecture timetable		<b>Consultation of exam results</b> to check your grades
Consultation of exam results		
Exams registration		<b>Exam registration</b> to register the exams
Code of Honour for course proficiency evaluation		

# WeBeeP - The student communication system

<https://webeep.polimi.it>

English (en) ▾



**POLITECNICO  
MILANO 1863**

**WeBeeP**


Login staff

Polimi login

Need help logging in?

**Start-up guides to WeBeeP** ⬇

- Professors guide
- Students guide

 Beep (previous version of WeBeeP)

**WeBeeP** The online environment for teaching and learning at Politecnico di Milano



# Online Services

## Exams registrations

Exams registration opens approximately

**1 MONTH BEFORE THE EXAMS SESSIONS**

Registration period:

- **DECEMBER** (January exam session)
- **MAY** (June/July exam session)
- **WORKSHOPS WEEK** (throughout the workshop's end)

It is necessary to register **BEFORE** the exam in order to record the marks in your career.  
You'll need to register to the exam for each course you are attending.

# Design school Website

<https://www.design.polimi.it/en/>

POLITECNICO MILANO 1863

✉ CONTACT US ⚙ TOOLS 🔍 SEARCH 🌐 ITA

## SCHOOL OF DESIGN



SCHOOL TEACHING STUDENTS INTERNATIONAL AREA

# EXCHANGE YOUR MIND

JOIN A  
MOBILITY PROGRAM!  
APPLY FROM NOVEMBER 22<sup>ND</sup>  
TO JANUARY 11<sup>TH</sup>

## Call for International Mobility 2023/2024

SHOW



SCUOLA DEL DESIGN



# Important Dates

<https://www.design.polimi.it/en/teaching/studying-design/lessons-timetable-calendars-and-deadlines>

<b>WELCOME WEEK</b>	<b>15 February 2023</b>	<b>17 February 2023</b>
---------------------	-------------------------	-------------------------

## semester 2

<b>LESSONS</b>	<b>20 February 2023</b>	<b>3 June 2023</b>
----------------	-------------------------	--------------------

EASTER HOLIDAYS

7 April 2023

11 April 2023

**EXAMS SESSION**

**7 June 2023**

**28 July 2023**

WORKSHOP WEEK

5 June 2023

9 June 2023

**MILANO DESIGN WEEK (extracurricular event)**

**18 April 2023**

**23 April 2023**



# 06.

## *Our didactic Labs*



# Didactic Laboratories

**6,000**

**M<sup>2</sup> INSIDE THE BOVISA CAMPUS**

**4**

Laboratories for **didactic activities**

**12**

Laboratories for **research**

**11**

**Intern** departmental  
**laboratories**





# 01 Lab Moda e Maglieria

## Fashion and Knitwear

It's dedicated to knitwear and tailoring. The Lab is fully equipped with a selection of industrial sewing machines of different functions and types, mannequins, tables for drawing, cutting and fabric handling, manual and electronic knitting machines, linking and embroidery machines.

<http://www.dipartimentodesign.polimi.it/en/lab-fashion>








# 02 Lab Allestimenti

Exhibit lab

It's dedicated to design, execution and experimentation in the field of interior design, understood as domestic, commercial, exhibition, work and transport spaces.

<https://dipartimentodesign.polimi.it/en/labs/exhibit>







# 03 Lab Immagine

Image Lab

It's dedicated to supporting teaching and research activities in the fields of design, production and management of communicative products in audio-visual and photographic formats.

<https://dipartimentodesign.polimi.it/en/labs/image>





# 04 Lab Prototipi


## Prototyping Lab

It specialises in the production of models and prototypes for design and industry, combining traditional craftsmanship with the most up-to-date prototyping technologies.

<https://dipartimentodesign.polimi.it/en/labs/prototypes>







# Design Laboratories

To use the School of Design labs  
students need to do the  
**ONLINE SAFETY TEST** &  
attend the **TRAINING COURSES**  
to use each laboratory





# Habilitation to use the Design Laboratories

Online safety course for the Labs of the Design Department

**Online Services >> Data >> Training courses >> Courses on Safety >> Course to access the Design Department Labs**

You will be able to book your training on the **Affluences App**

*Download the Affluences App >> select the Lab you are interested in >> Click on “book” and choose the "Training" section >> Choose an available date and sign up*



# Access to the design laboratories



LAB	Online safety course	Email	Get your card
IMMAGINE	<b>Pass the online safety Course</b> (for the Labs of the Design Department) <a href="http://www.polimi.it">www.polimi.it</a> >> Online Services >> Data >> Training courses >> Courses on safety >> <b>Course to access the Design Department Labs</b>	<b>Send an e-mail to <a href="mailto:accessolabb-design@polimi.it">accessolabb-design@polimi.it</a></b> >> enclosing the certificate of passing and specifying the following information: <i>Imagine Lab, name, surname, personal code.</i>	Bring identity card and two passport pictures to <b>withdraw your lab card</b>
PROTOTIPI		Book your <b>specific training</b> in Lab with APP <b>Affluences</b> . You will receive a confirmation email, watch the video about the procedures at the link indicated	Bring identity card and two passport pictures.
ALLESTIMENTI		<b>Download the Affluences App</b> >> select the Lab you are interested in >> Click on “book” and choose the “Training” section >> Choose an available date and sign up	After your training you can <b>withdraw your lab card</b>
MODA			

# 07.

## *Important contacts*



# How to contact the International Mobility Unit

<https://www.polimi.it/en/campuses-and-services/international-mobility/study-abroad/contacts>

[Home](#) / [Campuses and services](#) / [International Mobility](#) / [Study abroad](#) / [Contacts](#)

## INTERNATIONAL

Leonardo Campus  
App. From M  
phone num

Lecco Campus

### Bovisa Campus

Address: via Lambruschini 15, building 20, ground floor, 20158 Milano

“Remote” appointments: Monday-Wednesday from 10.00 am to 13.00 pm

Face-to-face appointments: Thursday from 10.00 am to 13.00 pm

✉ [exchange-bovisa@polimi.it](mailto:exchange-bovisa@polimi.it)

✉ [doubleddegrees@polimi.it](mailto:doubleddegrees@polimi.it); ✉ [doubleddegrees.design@polimi.it](mailto:doubleddegrees.design@polimi.it)

Follow us on Instagram @polimi\_exchange.

### Leonardo Campus

Address: via Golgi 42, building 22, ground floor, 20133 Milano

“Remote” appointments: Monday-Wednesday from 10.00 am to 13.00 pm

Face-to-face appointments: Thursday from 10.00 am to 13.00 pm

✉ [exchange-leonardo@polimi.it](mailto:exchange-leonardo@polimi.it)

✉ [doubleddegrees@polimi.it](mailto:doubleddegrees@polimi.it)

### Bovisa Campus

Address: via Lambruschini 15, building 20, ground floor, 20158 Milano

“Remote” appointments: Monday-Wednesday from 10.00 am to 13.00 pm

Face-to-face appointments: Thursday from 10.00 am to 13.00 pm

✉ [exchange-bovisa@polimi.it](mailto:exchange-bovisa@polimi.it)

# Newsletter & Social

The **Politamtam** newsletter <http://www.politamtam.polimi.it/> to find out about events, activities organised by student associations and opportunities for students.

**Institutional social channel:** <https://polinetwork.github.io/en/>

- ✓ Facebook: [www.facebook.com/polimi](http://www.facebook.com/polimi)
- ✓ Youtube: [www.youtube.com/polimi](http://www.youtube.com/polimi)
- ✓ Instagram: [www.instagram.com/polimi](http://www.instagram.com/polimi)
- ✓ Twitter: [www.twitter.com/polimi](http://www.twitter.com/polimi)
- ✓ LinkedIn: [www.linkedin.com/school/polimi](http://www.linkedin.com/school/polimi)
- ✓ [www.polimi.it/tunes](http://www.polimi.it/tunes)
- ✓ Telegram: [www.t.me/s/PoliNetworkork](https://t.me/s/PoliNetworkork)  – Telegram





# 08.

## *Campus Info*



# Tips for your life at Polimi

## LUNCH TIME

If you don't have your packed lunch, we suggest you some good places near **POLIMI Campus**:

- **For pasta: "Centoventicinque"**  
Via Candiani 125
- **For baked goods: "Il paradiso del pane"**  
Via Don Giovanni verità 19
- **For asian food: "Pan Sushi"**  
Via Lambruschini 7 or  
**"Delicious Asian Fast Food"**,  
Via Candiani 98
- **Inside the Campus** you can find the bistrot-canteen  
**"Pol-EAT-ecnico"**

## WI-FI CONNECTION

We suggest you to connect your devices to the **permanent connection of Polimi**.

Here in the following link you can find the **instructions** to follow:

<https://www.ict.polimi.it/wifi/permanent-connection/?lang=en>

## VISIT MILANO

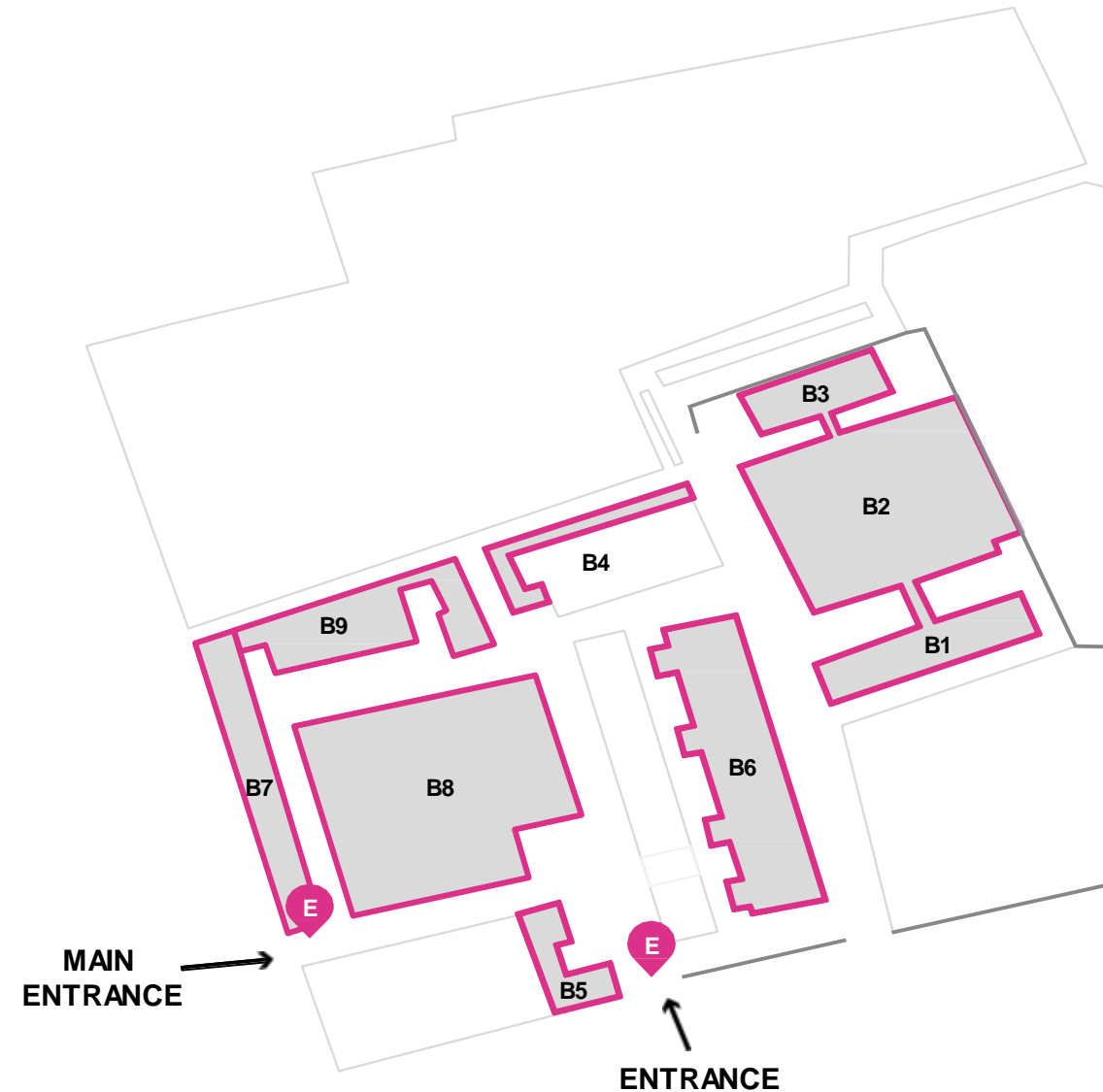
Milano is a **dinamic city** and you must make the most of it because it has too much to offer!

As a design student you can't miss **The Triennale Design Museum** (Viale Alemagna 6, from Bovisa station to Cadorna station)

and the **new ADI Design Museum** (Piazza Compasso d'Oro 1), from Piazza Bausan in Bovisa to Viale Montello with Tram 2

# Bovisa Campus Durando/Candiani

- E** Entrance
- B1** Library - 1st floor  
School of Design Offices - 3rd floor
- B2** Classrooms and Labs
- B3** Polifactory
- B4** Poli Print  
Light and Color Lab
- B5** Poli.Design
- B6** Classrooms and Crash Test Lab
- B7** Department Design
- B8** Classrooms
- B9** Aula “Carlo De Carli”





# How to reach Bovisa Campus

## By bus 92 or tram 2

Get out at the stop “Via Imbriani - Piazzale Bausan”

## By bus 82

Get out at the stop “Via Maffucci Via Balducci”

## By train

Get out at the stop “Bovisa Politecnico”. Out of the station turn left.

Trains headed to Bovisa: S1, S2, S3, S4, S12, S13

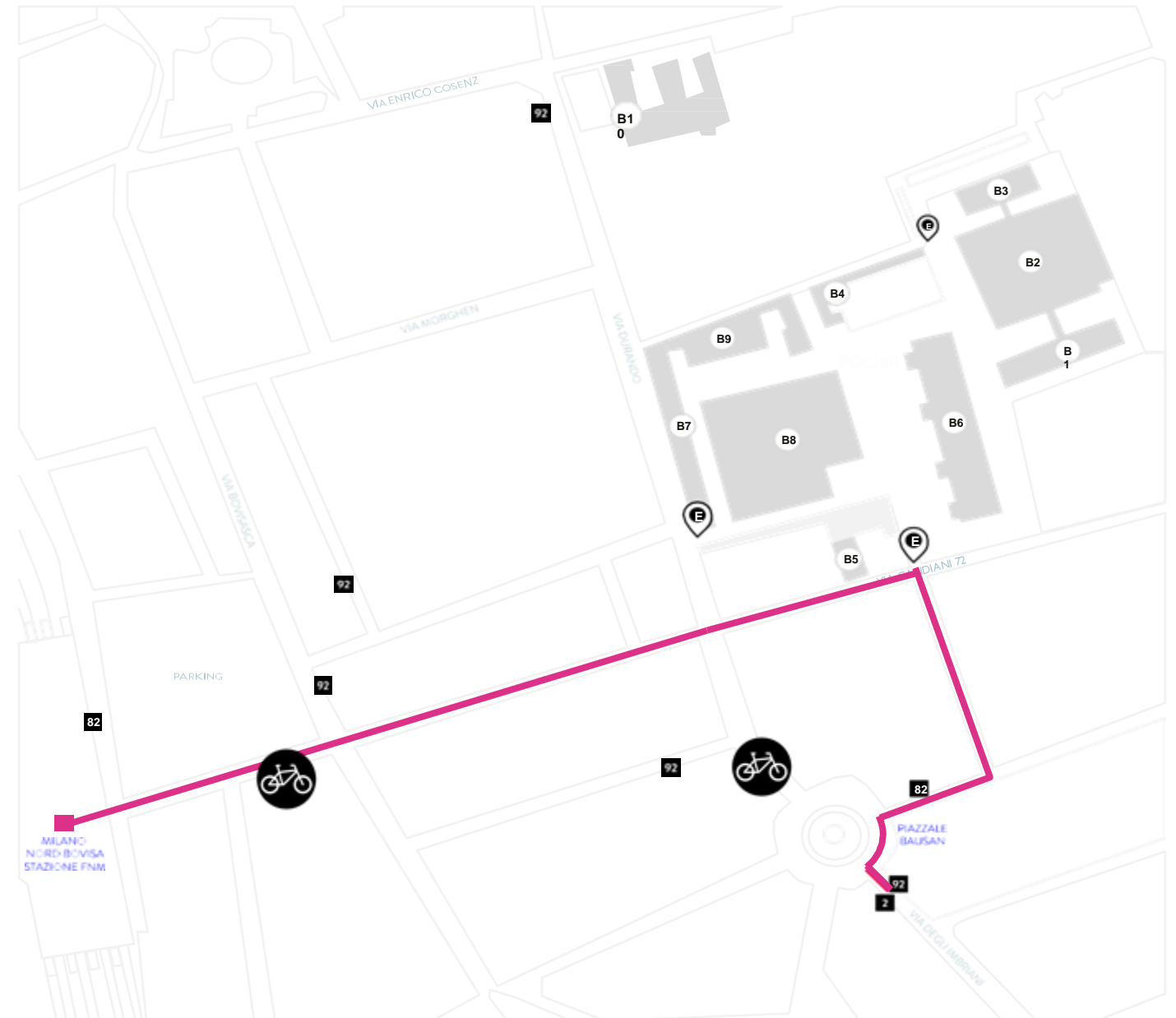
## By Bike sharing (BikeMI)

Two bike stations located near Bovisa Train station and Bausan square

[www.trenord.it/EN/](http://www.trenord.it/EN/)

[www.atm.it/en](http://www.atm.it/en)

[www.bikemi.com/en/](http://www.bikemi.com/en/)



An aerial, high-angle view of a modern university campus atrium. The space is characterized by its geometric design, featuring multiple levels connected by wide, light-colored wooden stairs and ramps. A large, circular, light-colored sign hangs from the ceiling, displaying the text "POLIMI DESIGN SYSTEM" in bold, dark, sans-serif capital letters. Below this, several vertical banners are suspended, each with a design-related term: "YACHT DESIGN", "INTERIOR DESIGN", "CAR DESIGN", "PRODUCT DESIGN", and "COMMUNICATION DESIGN". The floor is a light-colored, polished material, reflecting the ambient light. People are seen walking on the various levels, adding a sense of scale and activity to the scene. The overall atmosphere is one of a contemporary, design-focused educational environment.

POLIMI  
DESIGN  
SYSTEM

*We're happy to welcome  
you in our campus!*





**POLITECNICO**  
MILANO 1863

SCUOLA DEL DESIGN

# *Thank You!*



This Presentation is available online at:  
[https://www.design.polimi.it/en/international-area/  
international-mobility/incoming-students](https://www.design.polimi.it/en/international-area/international-mobility/incoming-students)

**INFORMATION**  
[www.design.polimi.it](http://www.design.polimi.it)