



POLITECNICO
MILANO 1863

SCUOLA DEL DESIGN

New Year, New Tips all you need to know!

1st Year MSc Students School of Design

INFORMATION
www.design.polimi.it

- 01.** Academic Career
- 02.** International Opportunities
- 03.** Extra curricular Activities
- 04.** Post graduation Opportunities
- 05.** The School and its Structure
- 06.** Instruments and Contacts

01.

Academic Career

2nd Year Courses Structure

INTEGRATED PRODUCT DESIGN

2ND YEAR 60 CREDITS

sem.	course	section	lang.	credits
1	LABORATORIO DI SINTESI FINALE SEZ. 1		ITA	18
	FINAL SYNTHESIS STUDIO SECT. 2		ENG	
1	WORKSHOP <i>(one week on February 2024)</i>		ENG	6
1	INCLUSIVE PRODUCT DESIGN		ENG	6
2	INCLUSIVE PRODUCT DESIGN		ENG	
1OR2	ELECTIVE COURSE		ENG/ITA	6
1OR2	INTERNSHIP		ENG	14
2	FINAL EXAMINATION - THESIS		ENG	10

 *Optional elements*

BOLD TEXT *Design Studio (Laboratorio)*

COMMUNICATION DESIGN

2ND YEAR 60 CREDITS

sem.	course	section	lang.	credits
	LABORATORIO DI SINTESI FINALE SEZ.1		ITA	
1	LABORATORIO DI SINTESI FINALE SEZ.2		ENG	18
	LABORATORIO DI SINTESI FINALE SEZ.2		ENG	
1or2	ELECTIVE COURSE		ENG/ITA	6
1	WORKSHOP 2 (<i>one week on February 2024</i>)	C1-C2-C3	ENG	6
1or2	INTERNSHIP		ENG	18
2	FINAL EXAMINATION - THESIS		ENG	12

 *Optional elements*

BOLD TEXT *Design Studio (Laboratorio)*

INTERIOR AND SPATIAL DESIGN

2ND YEAR 54 CREDITS

sem.	course	section	lang.	credits
	CONTEST DESIGN STUDIO SECT.1		ENG	
1	CONTEST DESIGN STUDIO SECT.2		ENG	15
	CONTEST DESIGN STUDIO SECT.3		ENG	
1AND2	THESIS INCUBATOR STUDIO		ENG	
1	CONTEMPORARY INTERIORS		ENG	6
2	ARTE CONTEMPORANEA E SPAZI		ITA	
1OR2	ELECTIVE COURSE		ENG/ITA	6
1OR2	ELECTIVE COURSE		ENG/ITA	6
1OR2	INTERNSHIP		ENG	6
2	FINAL EXAMINATION - THESIS		ENG	6

 *Optional elements*

BOLD TEXT *Design Studio (Laboratorio)*

DESIGN FOR THE FASHION SYSTEM

2ND YEAR 60 CREDITS

sem.	course	section	lang.	credits
1	DESIGN FOR THE FASHION SYSTEM	M1-M2	ENG	18
1	DIGITAL FASHION EXPERIENCE DESIGN	M1 & M2	ENG	6
1	BUSINESS INNOVATION		ITA	6
2	DESIGN MANAGEMENT FOR FASHION		ENG	6
1OR2	ELECTIVE COURSE		ENG/ITA	6
1OR2	INTERNSHIP		ENG	14
2	FINAL EXAMINATION - THESIS		ENG	10

 *Optional elements*

BOLD TEXT *Design Studio (Laboratorio)*

PRODUCT SERVICE SYSTEM DESIGN

2ND YEAR 54 CREDITS

sem.	course	section	lang.	credits
1	FINAL SYNTHESIS DESIGN STUDIO	PS1-PS2	ENG	18
1	SYSTEM DESIGN FOR SUSTAINABILITY	PS1&PS2	ENG	6
1OR2	ELECTIVE COURSE		ENG/ITA	6
1OR2	ELECTIVE COURSE		ENG/ITA	6
1OR2	INTERNSHIP		ENG	9
2	FINAL EXAMINATION - THESIS		ENG	12

 *Optional elements*

BOLD TEXT *Design Studio (Laboratorio)*

DIGITAL AND INTERACTION DESIGN

2ND YEAR 60 CREDITS

sem.	course	section	lang.	credits
1	FINAL DESIGN STUDIO	DID	ENG	12
1	BUSINESS INNOVATION		ENG	6
	BUSINESS INNOVATION		ITA	
1	PROFESSIONAL WORKSHOP <i>(one week on February 2024)</i>	DID	ENG	6
1OR2	ELECTIVE COURSE		ENG/ITA	6
1OR2	ELECTIVE COURSE		ENG/ITA	6
1OR2	INTERNSHIP		ENG	12
2	FINAL EXAMINATION - THESIS		ENG	12

Optional elements

BOLD TEXT *Design Studio (Laboratorio)*

DESIGN & ENGINEERING

2ND YEAR 54 CREDITS

sem.	course	section	lang.	credits
1	FINAL PROJECT WORK	DE1-DE2	ENG	18
1	SEMIOTICS	DE1&DE2	ENG	6
1or2	ELECTIVE COURSE		ENG/ITA	6
1or2	INTERNSHIP		ENG	15
2	FINAL EXAMINATION - THESIS		ENG	9

 *Optional elements*

BOLD TEXT *Design Studio (Laboratorio)*

Final Synthesis Design Studio Presentations

Students from these Programmes:

Interior and Spatial Design
Integrated Product Design
Communication Design

Will have the possibility to express their preferences for the Final Synthesis Design studio.

Presentations and additional informative material provided by the Professors from each design studio will be published online to support students in their choice.

Notices and presentations schedules will be published in this section of the website in July:

[School: Optional Educational activities \(polimi.it\)](http://polimi.it)

In this way, students from the following Programs will have the possibility to **choose** and indicate their preference when submitting the study plan.

Study Plan Submission

The study plan submission is done only **once per year**. Therefore, it includes the courses to attend in the 1st and 2nd semester of each academic year.

The student can decide how many credits to include in the Plan from 30 to 80 credits. Depending on the number of credits included, the amount of **the tuition fees may vary**.

Before inserting optional courses in the Study Plan, check the course details and its schedule; you can find them online from the end of July.

You can find online this [video tutorial](#) to help you when submitting the study plan.

For more details about the study plan submission check: **[How to submit the study plan](#)**

If you need to **search the courses and read the courses details**, you can see a simple **tutorial** on how to search them on the website in this link: **[How to search for courses](#)**

Study Plan Submission
on online services
29/08/2023 - 07/09/2023

**Publication of allocation
of optional elements in
the Study Plan**
on online services
12/09/2023 at 15:00


Lessons starts
13/09/2023

Teaching Modalities

The didactic activities in the **academic year 2023-2024** will be offered **in presence**, even though some courses and/or lectures will be **set online**.

The attendance in the Design studios and workshops is mandatory: to achieve attendance, it will be necessary to acquire a minimum 80% of attendance is necessary

Some monodisciplinary and integrated courses, may be available for non-attending students. Otherwise, the attendance is required as per the Design studios.



Read the course details of each course to be updated about the attendance requirements.

Important dates

design.polimi.it/timetables

Semester 1

Lessons	13 September 2023	22 December 2023
Christmas Holidays	23 December 2023	7 January 2024
Exams Session	8 January 2024	17 February 2024
Workshop Week	12 February 2024	16 February 2024

Semester 2

Lessons	19 February 2024	31 May 2024
Easter Holidays	29 March 2024	2 April 2024
Exams Session	6 June 2024	27 July 2024
Workshop Week	3 June 2024	7 June 2024

01.

Academic Career

Ambassador Path

What

High-level training courses aimed at creating new professional figures in:

- **GREEN TECHNOLOGIES**
- **SMART INFRASTRUCTURES**
- **INCLUSIVITY DESIGN**
- **CREATIVE THINKING**

- Have skills in specific areas consistently with the training project (green/smart/inclusivity/creative thinking)
- Acquire enabling digital technologies in line with the profile
- Master interdisciplinary tools, methods, and aptitude for a systemic vision
- Develop talent to operate in interdisciplinary and multisectoral contexts acquired through exposure, even in teams, to case studies and challenge

AMBASSADOR ^{POLIMI}
GREEN TECHNOLOGIES

AMBASSADOR ^{POLIMI}
SMART INFRASTRUCTURES

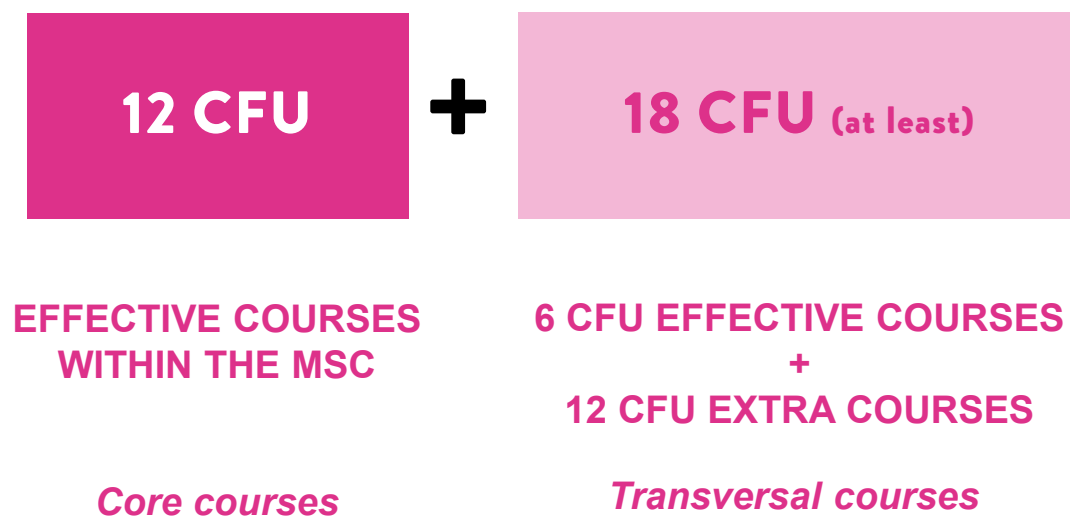
AMBASSADOR ^{POLIMI}
INCLUSIVITY DESIGN

What

Study plan of at least **130 CFU** (120 + 10 CFU)

30 credits:

Green or **Smart** or **Inclusive** or **Creative Thinking**



The specific Ambassador certification will be reported in the Student's Diploma Supplement and a digital badge will be issued by Politecnico di Milano.

The registration to the **Ambassador Path is not compatible** with any **Double Degree Program** (at Politecnico or abroad)

What

MSC PROGRAM	Green Technologies	Smart Infrastructures	Inclusivity Design	Creative Thinking
Integrated Product Design	x	x		x
Design della comunicazione		x	x	
Product Service System Design		x	x	
Digital and Interaction Design	x			
Design & Engineering	x	x		x
Interior and Spatial Design	x		x	
Design for the Fashion System	x	x		

How

Students need to **Answer the Call** through Online Services
Call available to MSc students in the **1st and 2nd Year**

The call will be open in the 1st and the 2nd semester

The Ambassador chosen in the 2nd call needs to be coherent with the study plan registered in the first semester

Changes in the study plan are **not allowed** in the 2nd semester for Design School

For more details about the Ambassador Path and the call:
[Green Technologies, Smart Infrastructures e Inclusivity Design: polimi](#)

01.

Academic Career

Internship

What is an internship?

- It's an on-the-job experience
- It allows you to try doing a job and figure out if that is what you want to do in the future
- It's a practical training experience. **IT'S NOT** an employment **CONTRACT!**
- It allows you to enrich your cv

Where can you do it?

- in a Company
- Public/Research organization/institution in a Professional Firm
- Provided an expert professional supports you
- In Italy or Abroad

Which are the basic rules of every internship?

[School: Compulsory internships \(polimi.it\)](http://polimi.it)

WHO	TYPE	LENGTH	STARTING WHEN	WHICH TYPES	BENEFIT	MANAGED BY
STUDENT (Bachelor and Master's students)	Compulsory (gives you university credits - ECTS)	Depends on your study plan	2° year Master degree 1st or 2nd sem.	External/Internal	Paid or unpaid	"School of Design Internship Office" RAP
	Non compulsory (no university credits)	1-12 months	Whenever you are ready/available	External	Paid or unpaid	Careere Service
GRADUATE (Bachelor and Master, Specializing Masters, PhD)	Extracurricular / Post graduate	2-12 months	Whenever	External	Paid (Italy) or unpaid (Abroad)	Careere Service

Compulsory internship - How long?

School: Compulsory internships (polimi.it)

WHO	CREDITIS 2022/23	HOURS
DESIGN & ENGINEERING	15	280
DESIGN DELLA COMUNICAZIONE	18	300
DESIGN FOR THE FASHION SYSTEM	14	250
DIGITAL AND INTERACTION DESIGN	12 +6 pws	250 (+ compulsory Professional workshop*)
INTEGRATED PRODUCT DESIGN	14	280
INTERIOR AND SPATIAL DESIGN	15	280
PRODUCT SERVICE SYSTEM DESIGN	9 +6 seminar +3 Teambulding	250 (+ compulsory Seminar* + Teambuilding*)

* It is NOT possibile to substitute the compulsory workshop/Seminar/teambuilding credits with a longer internship/working experience.

Erasmus+ for Traineeship

[International internships: polimi](#)

A scholarship for traineeship in Europe,
given selection criteria are met and funds are available

WHERE

the EU member Countries + the extra EU participating countries
No Italy, no country of origin of the candidate

HOW

Answering the call Erasmus+ for traineeship that opens in April/May.
The results will be given in June
The call will be published on the career service website

HOW LONG/WHEN

Minimum 2 months, starting from September 2024

WHO

MSc and BSc STUDENTS

WHY

Opportunity to enrich your CV and launch a career abroad!

Internship offers and job placement

Careerservice.polimi.it


The screenshot displays the CareerService website interface. At the top left is the Politecnico Milano 1863 logo. The navigation menu includes 'Home', 'News & Tools', 'About Internships', 'Job & internship offers' (highlighted), 'Employers', 'Candidates', 'Events', 'Company registration', and 'Login'. The language is set to 'Italiano'. A yellow 'CareerService' logo is on the right. Below the navigation is a search bar with 'Employer' and 'Keyword' fields, and a 'POST A JOB/INTERNSHIP' button. The main section is titled 'SEARCH BY SUBJECT' and features a bar chart with the following data:

Subject	Number of Offers
DESIGN & ENGINEERING	59
DIGITAL AND INTERACTION DESIGN	136
DESIGN (PHDS)	29
DESIGN (SPECIALIZING MASTERS)	47
ELECTRICAL ENGINEERING	422
ELECTRONIC ENGINEERING	550
ENERGY ENGINEERING	437
ENGINEERING PHYSICS	382
ENGINEERING (PHDS)	201
ENGINEERING (SPECIALIZING MASTERS)	219

Below the chart is the 'ADVANCED SEARCH' section with a tip: 'Use the filters to find the offers available for you. Every offer expires in 30 days!'. The filters are organized into three columns:

- Your status:**
 - Student
 - New grad
 - 1-2 years of work experience
 - 3-8 years of work experience
- what are you looking for?:**
 - Compulsory internship/for thesis
 - Non compulsory internship
 - Post-graduation internship
 - Apprenticeship
 - Temporary
 - Permanent
 - Collaboration
- Where?:**
 - Italy
 - Abroad
 - Paid

A 'SEARCH' button is located at the bottom of the filter section.



Web page for details on compulsory internships

POLITECNICO MILANO 1863

SCHOOL OF DESIGN

SCHOOL TEACHING **STUDENTS** INTERNATIONAL AREA

CAREER	LECTURES AND EXAMS	OPPORTUNITIES	SERVICES
Study plan and OFA	Lessons timetable, calendars and deadlines	Passion in Action	Career Service
Optional Educational activities	Exams dates	Design Explorer	Tutoring
Compulsory internships	Thesis bulletin board	Scholarships and Graduation Awards	Design Labs
Degree transfers	Bachelor's Degree Exam		Student Ombuds Office
			Libraries

[How to activate an internship](#)

[Download forms](#)

[Duration of internship](#)

Contacts and staff



Who does what?

Career Service

- Manages not compulsory and extracurricular internships and the Erasmus+ for traineeship
- Helps you make a good CV/Portfolio*
- Helps the host organization with the agreement

School's Internships Office (RAP)

- Sets compulsory internship regulations,
- activates and manages the compulsory internship

Contacts:



Get the QR code to see how to contact us



*Assessment
Center Bovisa
BL27

Next meeting

Let's go Internship 2023-2024

*2nd Year Master's degree - School of Design
October 2023*

01.

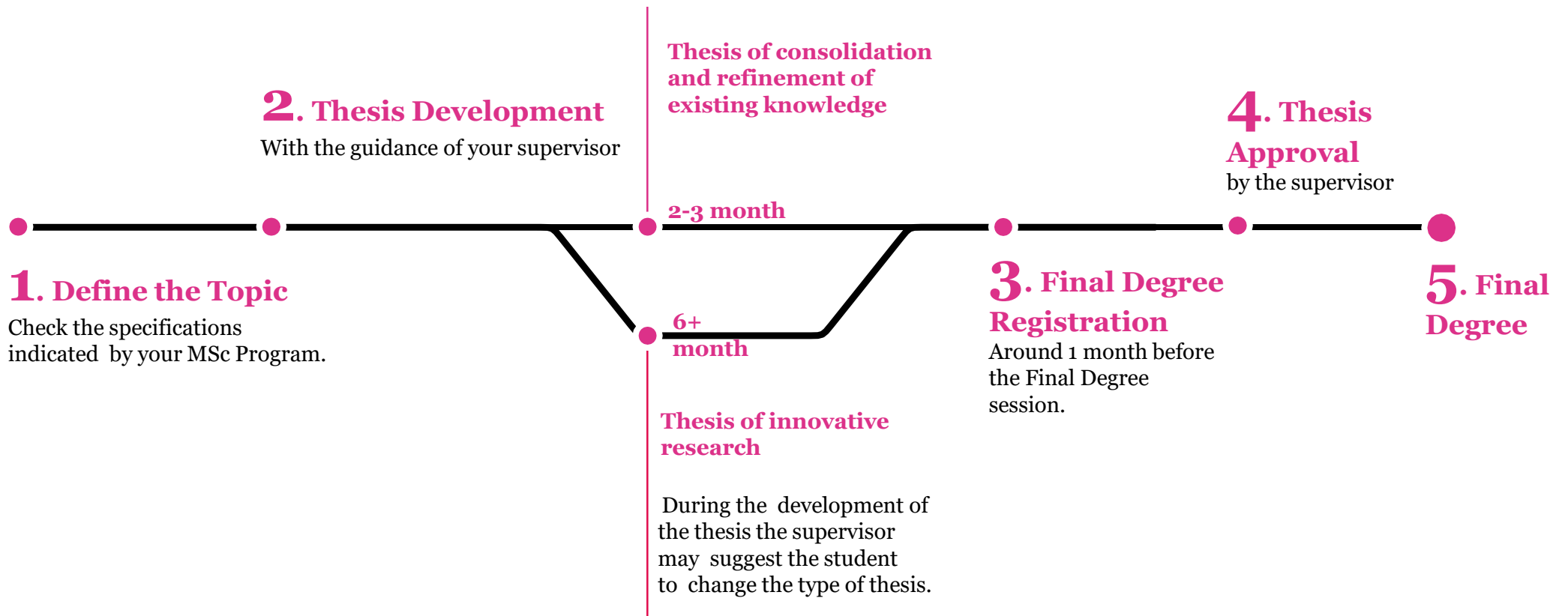
Academic Career

Final Thesis

Final Thesis

[School: Bachelor's Degree Exam \(polimi.it\)](http://polimi.it)

Process from the thesis development to the final degree



1. Define the Thesis topic

[School: Bachelor's Degree Exam \(polimi.it\)](http://polimi.it)

Students have different alternatives to define the thesis topic, it's important however to verify the specific requirements your program may have.

In general, the thesis topic can be:

- **A specific topic of your interest, it can or not be connected to one of the courses you've done within the MSc Program**
- **Connected to the Internship**
- **Proposed by a Professor**

The definition of the thesis topic is flexible and each MSc student in their second year, have the possibility to decide the best way and moment to start with their thesis definition.

Students from Communication Design can find specific information about the thesis development here: [Gallery Tesi – ENG – DDC \(polimi.it\)](http://polimi.it)

POLITesi Digital Archive

Students can consult online some of the MSc thesis from the previous years to have an idea about the Thesis submitted in your MSc Program: <https://www.politesi.polimi.it/>

The screenshot displays the POLITesi Digital Archive website interface. At the top, there is a navigation bar with the Politecnico Milano logo, a search bar containing 'Search in POLITESI', and a 'sign on' link. Below the navigation bar, the page title is 'Libraries and Archives' and the subtitle is 'POLITesi - Digital archive of PhD and post graduate theses'. The main content area is divided into several sections:

- Search:** A search box containing the text 'DESIGN'. Below it, there are filter options for 'Autore' and 'Equals', and a 'Go' button.
- opzioni:** A sidebar with options for 'Results/Page' (set to 10), 'Sort items by' (set to Relevance), and 'In order' (set to Ascending). An 'Update' button is located at the bottom of this section.
- Disciplinary Sector:** A list of disciplinary sectors with their respective counts: ICAR/13 DISEGNO INDUSTRIALE (2815), ING-INF/05 SISTEMI DI ELABORAZION... (1452), ICAR/14 COMPOSIZIONE ARCHITETTONI... (1344), ING-IND/35 INGEGNERIA ECONOMICO-G... (1335), ING-IND/17 IMPIANTI INDUSTRIALI M... (1328), ICAR/12 TECNOLOGIA DELL'ARCHITETTURA (989), ICAR/16 ARCHITETTURA DEGLI INTERN... (605), ING-INF/04 AUTOMATICA (578), and ING-IND/34 BIOINGEGNERIA INDUSTRIALE (562).

Below the search and options sections, there is a results summary: 'Results 1-10 of 28526 (Search time: 0.041 seconds)'. A pagination bar shows 'previous', '1', '2', '3', '4', '...', '2853', and 'next'. The main results table is as follows:

Fulltext	Date	Type	Title	Author
	2019-04-16	Tesi di laurea Magistrale	New project for Guangxi design week. Design of event	ZOU, YINING
	2020-04-29	Tesi di laurea Magistrale	ATOS legal design program :	TALENTO, SERENA

Thesis Board

Students can consider the thesis topics proposed by Professors of the School of Design:
<https://www.design.polimi.it/>

POLITECNICO MILANO 1863

CONTACT US TOOLS SEARCH ITA

SCHOOL OF DESIGN



SCHOOL TEACHING INTERNATIONAL AREA

Home / Teaching / Studying Design / Thesis bulletin board

DESIGN EXPLORATIONS ON BIO-FABRICATED ORGANIC MATERIALS

Design for the fashion system - Integrated Product Design - Digital and Interaction Design - Design & Engineering



Who is the user in design

Design della Comunicazione - Interior and Spatial Design - Integrated Product Design



Creatività tessile per l'arredo. Il progetto di tessuti per interni tra decorazione e design

Interior and Spatial Design



Design tools per la nuova generazione di designer

Integrated Product design - Product Service System Design - Digital and Interaction Design



Design a gamified team-learning tool for companies

Integrated Product design - Product Service System Design - Design della Comunicazione - Digital and Interaction Design - Design & engineering



2. Thesis Development – Types of Thesis

[School: Bachelor's Degree Exam \(polimi.it\)](http://polimi.it)

Students from the School of Design have the possibility to select and agree with their supervisor, the type of thesis they prefer to develop among these two types:

TYPE	AIM	TIME	SCORE	FOCUS
LONG THESIS	Thesis of innovative research	Minimum 6 months	Minimum -1 / Maximum +8	<ul style="list-style-type: none"> • Focuses on research topics not yet consolidated • Develops a substantial preliminary research conducted with scientific criteria and based on scientific sources (databases, scientific articles, conference proceedings, etc) • Aims to broaden the knowledge on a subject and its potential applications on the project • In case of design activity as an outcome it includes prototyping activities
SHORT THESIS	Thesis of consolidation and refinement of existing knowledge	minimum 2-3 month	Minimum -1 / Maximum +4	<ul style="list-style-type: none"> • Focuses on topics already consolidated by scientific research and by design applications. • In some Programs it could be focused on further developments of the project of the final design studio • May provide a small part of research supporting the main assumptions on which the proposed project is based. • Focuses on the potential design applications.

3. Final degree registration - Requirements

[School: Bachelor's Degree Exam \(polimi.it\)](http://polimi.it)

- To have written an **individual thesis** (either a theoretical-methodological deepening, a historical-critical analysis or a project work) under the supervision of a **supervisor from Polimi** (relatore)
- To have accomplished **120 credits** of the Master of Science, including the **credits of the internship** and the credits of the final examination (with the thesis approval from your supervisor)
- To have accomplished all the **administrative procedures** including being registered to the Final Degree session

3. Final degree registration – When?

[School: Bachelor's Degree Exam \(polimi.it\)](http://polimi.it)



You will have to register for the thesis around **two months before** the Final Degree, and once you have **registered all your exams** on your career, including the internship credits.

In each academic year we have four Final Degree Sessions:

- July 2023
- October 2023
- December 2023
- April 2024 (last session of the AY)

Check the **Calendar with the specific deadlines** here:

THESIS DEADLINES

3. Final degree registration – When?

Students can find also the calendar with the specific deadlines for each Degree session in our website: www.design.polimi.it – Teaching – Lessons timetable, calendars, deadlines – Degrees exams subscription

MSc Final Degree Session	06th OCTOBER 2022	20th DECEMBER 2022	04th MAY 2023	18th JULY 2023
Exams and exams registrations deadline (MSc degree students)	12/09/2022	07/10/2022	15/03/2023	08/07/2023
		16/11/2022 (November extraordinary session)		
MSc final degree registration	from 23/08/2022 to 13/09/2022	from 24/10/2022 to 24/11/2022	from 01/03/2023 to 11/04/2023	from 05/06/2023 to 26/06/2023
Submission of dissertation	from 23/08/2022 to 13/09/2022	from 24/10/2022 to 24/11/2022	from 01/03/2023 to 11/04/2023	from 05/06/2023 to 26/06/2023
Supervisor's approval of dissertation	19/09/2022	05/12/2022	17/04/2023	03/07/2023

Calendar updated for the next academic year will be published on July 2023

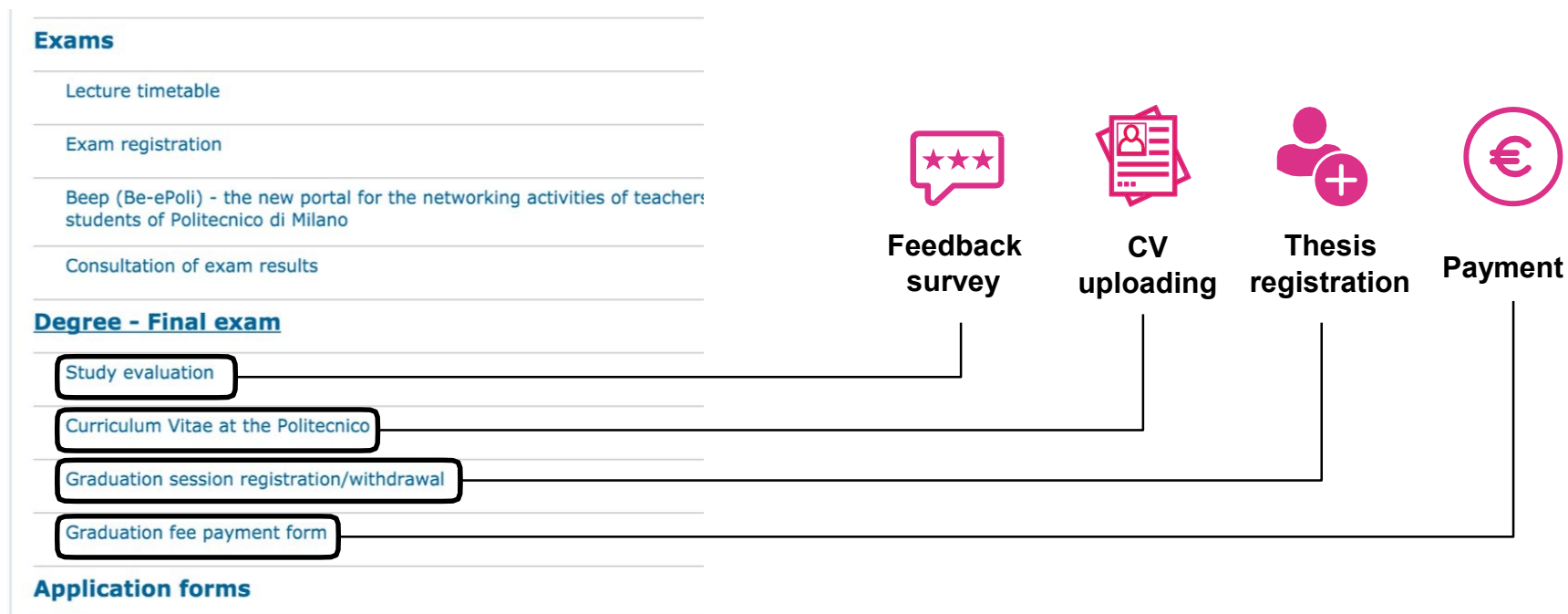
3. Final degree registration – How?

[School: Bachelor's Degree Exam \(polimi.it\)](http://www.polimi.it)

Students need to register for the Final Degree through their:

Online Services area – Degree – Final exam

Remember the registration **closes nearly one month before** the Final Degree session



Find more details about the registration to the Final Degree examination:

www.polimi.it/

If you have problems in finding a Thesis supervisor

You can contact the **academic offices** asking assistance to find a thesis supervisors:
<https://www.design.polimi.it/en/send-an-email>
and select «**MASTER DEGREE EXAMINATION**»

Make sure to add the **abstract of your thesis topic proposal**, in this way they will address your request to the course faculty and find the supervisors that match better to your thesis topic

02.

International opportunities

International Mobility



Selected students for an International Mobility

If you've been selected to do an International Mobility in the next academic year (Short Mobility or Double Degree Program)

Get Informed about the next steps:

[Politecnico di Milano: 2 - Before departure \(polimi.it\)](#)

[School: Outgoing Students \(polimi.it\)](#)

Students who have applied in the 2nd call need to attend the publication of the first ranking that will be published on **19th June**.

Keep an eye on your application– do not miss the acceptance deadlines!!

[Politecnico di Milano: 1 - How to apply \(polimi.it\)](#)

WHAT: Which courses can be validated

[School: Outgoing Students \(polimi.it\)](http://polimi.it)

Curricular courses registered in your study plan with exception of:

- The Final Synthesis Design Studio in some programs
- The Final Thesis (Final Examination)
- The Internship can be validated with project-based courses **BUT** you need to have at least another curricular course to validate with it
- Language courses held in the partner University can't be validated.

WHAT: Internship within the exchange

[School: Outgoing Students \(polimi.it\)](http://polimi.it)

- Validating the **Internship** attending one or more project-based course/s in the partner University. **Just note that it's not possible to validate ONLY the internship in the exchange for study.** You need to keep at least another curricular course in your study plan to be validated abroad together with the internship.
- You can verify with the partner university if they offer the possibility to do the internship within the University (in a research lab or didactic laboratory)
- You can do an external internship in parallel or before or after the exchange period, registering it with SAT office as a normal internship. In this case you won't validate the internship with the exchange.

Good to know

[School: Outgoing Students \(polimi.it\)](http://polimi.it)

- If in your year of exchange you need to register **Elective Courses**, and these courses will be validated with the exchange, you should select “**Erasmus Experience**” when registering your study plan
- If you do **more credits** in the partner University, you can validate them as **extracurricular courses**, these credits won't count for your degree, but you'll have them in your Diploma Supplement as extracurricular activity

02.

International opportunities

Alternatives to the mobility



Did you miss the call to do an International Mobility?

If you missed the application to do an international mobility in the next academic year, you can consider some options to have an international experience

International Workshops

Politecnico di Milano and the School of Design have an important number of partner Universities. Students have the possibility to participate during the year in different international workshops of 1 or 2 weeks as **extra curricular activity**.

Here some examples:

- [IDEA LEAGUE](#)
- [ENHANCE](#)
- [ATHENS](#)

Some are opened by the School of Design through Passion in Action:

- Charette @ KEA - Copenhagen
- Aalto Summer School - Finland
- Institute Without Boundaries - Canada
- Zhejiang University - China

Keep an eye on the School Website to be updated about the different opportunities offered during the year.

Scholarship “Tesi all'estero”

[Politecnico di Milano: Scholarships Tesi all'estero \(polimi.it\)](http://polimi.it)

WHAT	Scholarship to develop all or part of the thesis abroad
HOW	Answering one of the calls available each year
	Two calls per academic year: in October and in March
WHO	The Call is open to MSc students
HOW LONG	Min 8 consecutive weeks - Max 24 consecutive weeks
HOW MUCH	From € 2.000 gross + travel expenses

Scholarship “Tesi all'estero”

Aims to provide **economic support** to master's degree students who wish **to develop all or part of their thesis abroad** but cannot count on normal contributions for international mobility.

To apply, students must have already:

- Established the thesis topic with your supervisor at polimi
- Contacted the foreign organization (it can be a university, company, etc.)
- Set your staying abroad for not less than 8 consecutive weeks

Applications must be submitted within the deadlines set by the call through **online services**

Benefits amount from **€ 2,000 up to € 3.500** depending the periods of stay abroad, plus a contribution for **travel expenses** of € 200 for EU and € 500 for non-EU countries.

Find more details:

[Politecnico di Milano: Scholarships Tesi all'estero \(polimi.it\)](https://www.polimi.it)

03.

Extra curricular activities



Passion in Action

<https://www.polimi.it/en/programmes/innovative-teaching/>

Is a catalogue of **open extra-curricular activities** that Politecnico offers to students to support the development of **transversal, soft and social skills** and to encourage/facilitate students in enriching their personal, cultural and professional experience.


The activity will be recognized in the **Diploma Supplement** and can award 3 extra-curricular credits as «Design Explorer» activity.

More info: [School: Design Explorer \(polimi.it\)](https://www.polimi.it/school-design-explorer)

Polifactory

<http://www.polifactory.polimi.it>

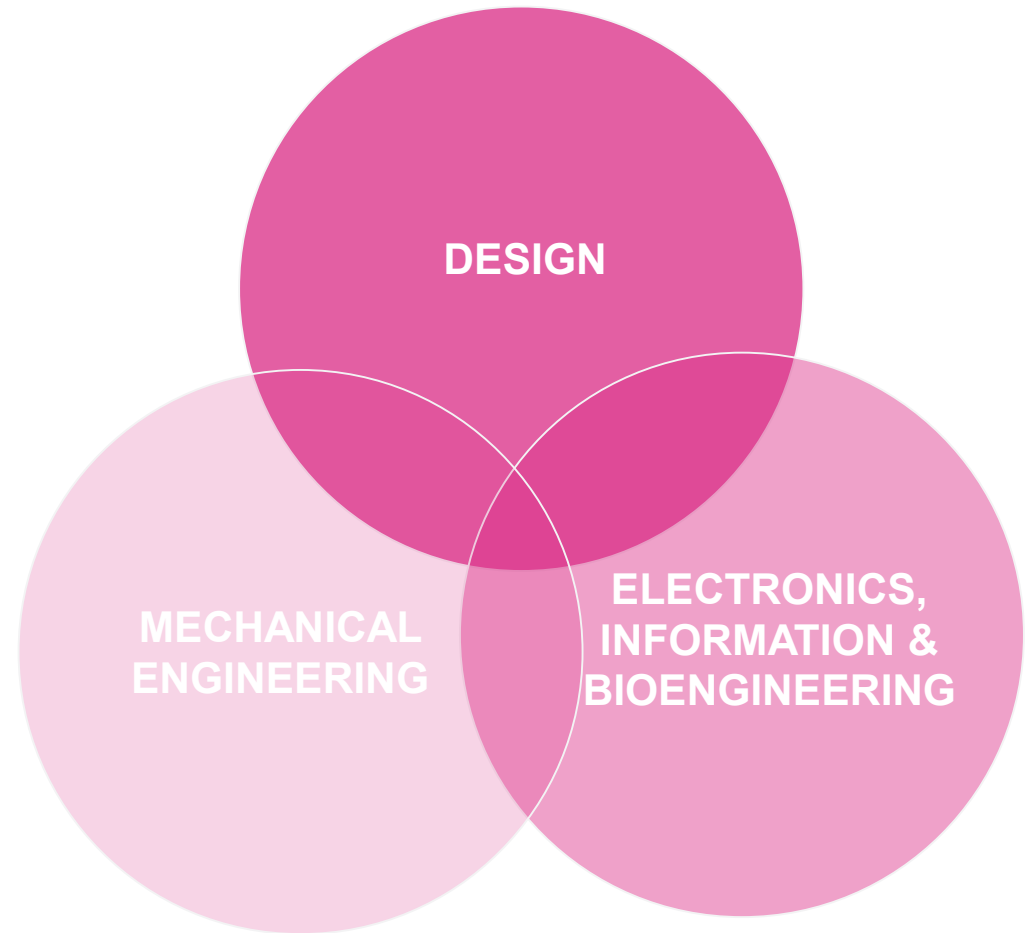
Polifactory is a **multidisciplinary lab** that enables new production models (making, fabbing, self-made design, DIY, small urban manufacturing)

from  to
IDEAS **MARKET**

Linked to

- FabLab networks
- Global network of design factories
- Micromanufacturing hub & institutes
- Makers associations

Building B3 in Bovisa Campus



Polifactory

<http://www.polifactory.polimi.it>

Polifactory is the **makerspace – Fab Lab** of the Politecnico di Milano. It is a **multidisciplinary lab** equipped with *digital fabrication* and *physical computing* to enables new production models (making, fabbing, self-made design, DIY, small urban manufacturing)

polifactory@polimi.it   

Linked to

- Fab Labs' network
- Fab City global initiative

Building B3 in Bovisa Campus



Polifactory

Polifactory opens its doors to students who are eager to **actively participate** in the community through **incubation programs for talents** made available.

Talents in Residence (TiR) is a program promoted by Polifactory to support the **pre-incubation of ideas** developed by young designers from Politecnico di Milano.

Interested in developing a thesis project with a concrete output, but haven't contacted a supervisor yet? Check out our **Thesis Board** to find a research line that might interest you.

64K is the **Polifactory Computer Club**, where design, electronics and IT enthusiasts experiment together to develop projects and initiatives.



04.

Post graduation opportunities



PhD in Design

<http://phd.design.polimi.it/>

Established in 1990, the current PhD programme in Design aims to develop competences and skills to carry out **high quality research in design** as a specific field of inquiry.

The PhD Programme in Design is structured into various **research fields**, which correspond to specific research teams within the **Design Department**.

The research activity is organized around three Sections:

- Design and Cultures
- Products, Strategies and Services
- Design for Environments, Landscape and Mobility

PoliHUB

<http://www.polihub.it/en/>

PoliHUB is the **innovation District & Startup Accelerator** of Politecnico di Milano, managed by Fondazione Politecnico di Milano.

We help businesses to innovate:

- Selecting **innovative business** ideas and projects
- Forming **teams and prototyping**
- Defining a **business model** and **market viability**
- **Research, financing and scale-up support**



**5° UNIVERSITY STARTUP
INCUBATOR IN EUROPE**




Alumni

<https://alumni.polimi.it/>

Professional Network Alumni Polimi

ALUMNI POLITECNICO DI MILANO

Benvenuti nella Community dei Laureati del Politecnico di Milano



ALUMNI NEL MONDO

210.000

PROFILI AGGIORNATI

3 Oggi
3 Settimana
270 Mese

COMPARI SUL SITO | AGGIORNA I TUOI DATI

05.

The School and its Structure



The School of Design



DEAN
Prof. Francesco Zurlo



VICE-DEAN
Prof. Anna Meroni

PROGRAMME BOARDS' COORDINATORS:
[School: Programme Boards \(polimi.it\)](http://polimi.it)

Students Representatives in the School's programme boards

Each programme board appoints a review group that annually monitors and controls the progress of the activities of the course and the programme's actions for improvement; it also appoints a commission that evaluates access to the second level of study. Students' representatives participate at the programme board.

- Integrated product design: rappresentantistudenti-ccsprodotto@polimi.it
- Design della comunicazione: rappresentantistudenti-ccscomunicazione@polimi.it
- Design for the fashion design: rappresentantistudenti-ccsmoda@polimi.it
- Interior and spatial design: rappresentantistudenti-ccsinterni@polimi.it
- Design & engineering: rappresentantistudenti-ccsdesignengineering@polimi.it

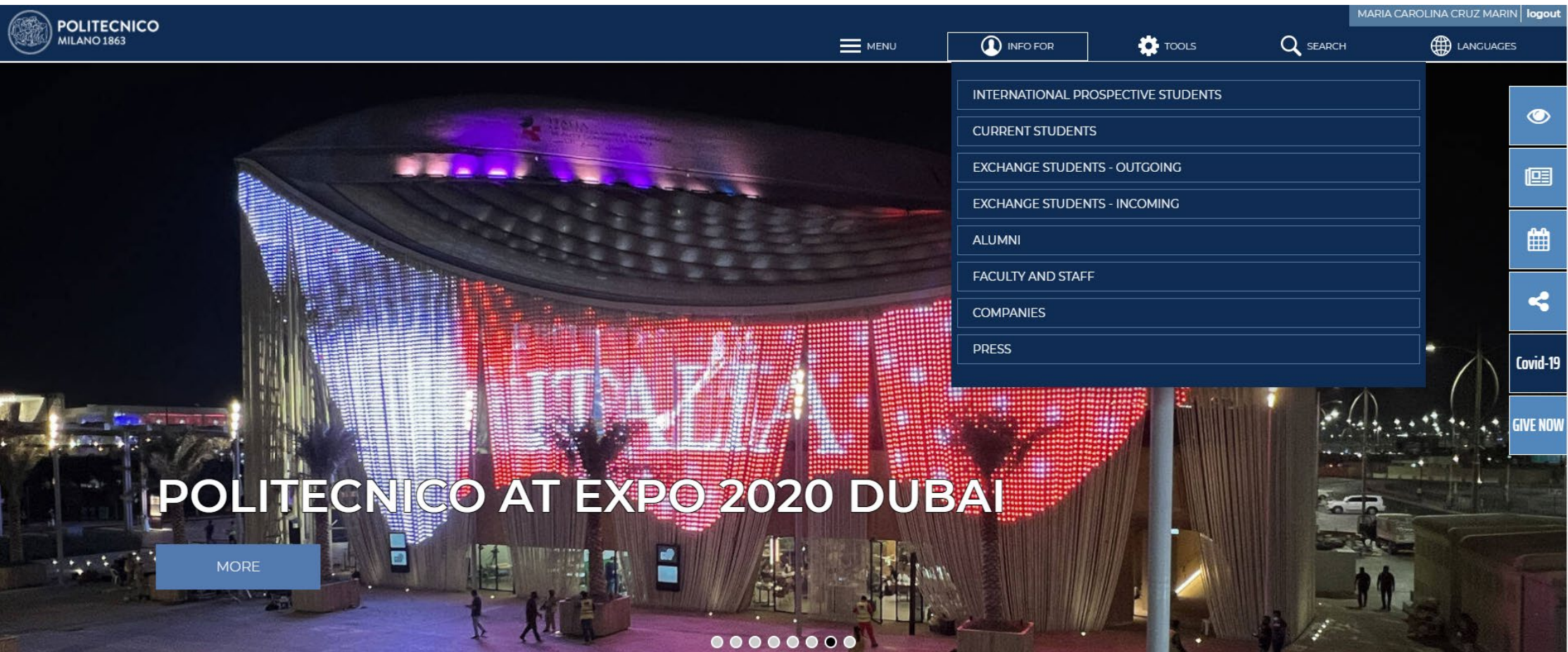
06.

Instruments and Contacts



University website + social networks

<https://www.polimi.it/>



Newsletter & social

The **Politamtam** newsletter <http://www.politamtam.polimi.it/> to find out about events, activities organised by student associations and opportunities for students.

Design Students Network:

<http://design.polinetwork.org/>

To have access in all Design School's network groups of students on Telegram, providing support and helping each other.

Polimi Network:

<https://polinetwork.github.io/en/>

Info for enrolled students

<https://www.polimi.it/en/current-students/>

CURRENT STUDENTS

Information, rules and useful links for students enrolled at Politecnico di Milano to Laurea degree (equivalent to Bachelor of Science), Laurea Magistrale degree (equivalent to Master of Science), and single courses.

› [What to do after the enrolment](#)

› [Admission to Laurea Magistrale programmes](#)

RULES AND REGULATIONS FOR STUDENTS

› [Study Plan and OFA](#)

› [Tuition fees, scholarships and financial aid](#)

› [English language](#)

› [Didactic Activities and Degree Examination](#)

› [Experience abroad](#)

› [Changing Degree Programmes/Transfer to other University](#)

› [Interruption, Suspension, Withdrawal, Loss of student status](#)

› [State Examination](#)

OTHER INFORMATION

› [Calendar and deadlines](#)

› [Certificates and forms](#)

School of Design website

www.design.polimi.it

POLITECNICO MILANO 1863

✉ CONTATTI ⚙ STRUMENTI 🔍 CERCA 🌐 ENG



SCUOLA DEL DESIGN

SCUOLA DIDATTICA STUDENTI AREA INTERNAZIONALE



IN EVIDENZA

The School's offices

Academic Affairs Office

*Didactics Related
Information
for Enrolled Students*

- Study plan issues
- Exams registration
- Admissions process
- Transfers and degree changing
- Final Degree

Contacts

[https://www.design.polimi.it/
en/menu-servizio/contact-us](https://www.design.polimi.it/en/menu-servizio/contact-us)

Internship Office

SAT/RAP
Compulsory Internship

- Referent for Compulsory Internship.
- Gives indications about the internship procedures, required documents, etc.

Contacts:

[https://www.design.polimi.it/
en/menu-servizio/contact-us](https://www.design.polimi.it/en/menu-servizio/contact-us)

International Relations Office RELÉ

*International Programs
for Students*

- Gives information about the partner Universities and the international mobility options.
- Solve questions activities to validate in the international mobility.
- Gives support in the validation process after the mobility.

Contacts:

rele@polimi.it
askdesign@polimi.it

The School's contacts

<https://www.design.polimi.it/en/menu-servizio/contact-us>

Check out all the services:

- **ChatBot**
- **Chat**
- **Email**
- **By appointment**

Prospective and enrolled students

Polimi ChatBot virtual assistant as a **single point of access** for those wishing to contact the University staff.

Students accessing the Polimi ChatBot can select one of the proposed topics or type their question directly.



To contact the School staff: please use the methods below

LOW COMPLEXITY: [CLICK HERE TO START A CHAT THROUGH CHATBOT](#) (SCHOOL OF DESIGN CHAT HOURS: MONDAY TO FRIDAY 9.30 A.M. - 12.30 P.M.)

- information on Logistics (classrooms and timetables)
- information on admissions to degree courses
- information on orientation
- how to look for an internship, duration, timing, start-up and structures

MEDIUM COMPLEXITY: [CLICK HERE TO SEND AN EMAIL](#)

- information on: exam sessions, optional courses and workshops
- Bachelor's and Master's final exams
- transfers and degree program's validation
- admission to Master of Science programs
- procedures for activating the Internship and agreements with companies, training projects and validation of the internship
- information on international mobility for ingoing and outgoing

HIGH COMPLEXITY: [CLICK HERE TO ACCESS THE DESK BY APPOINTMENT](#)

- information and resolution of the problems of the study plan
- exams and graduation calls
- problems emerged during the internship, training project of the internship not respected and difficulties with the company tutor, accidents and insurance management

The central offices

Segreteria Studenti

Registrar's Office

*Administrative Information
for Enrolled Students*

- Solves questions about tuition fees, exemptions and reimbursements
- Provides certifications and official documents
- Solves questions about Dsu benefits – financial aid

Contacts

[Politecnico di Milano: Desks and offices for students \(polimi.it\)](#)

The Career Service

Not Compulsory Internship

- Referent for not compulsory internships.
- Manages website with internship offers
- Gives support to prepare resumé/interview
- Organizes job fairs

Contacts

[Career Service | The job market meets students and graduates \(polimi.it\)](#)

International Mobility

IMU

Exchange Office

- Manages all the administrative aspects for outgoing students for exchange or double degree

Contacts

[Politecnico di Milano: Contacts \(polimi.it\)](#)

Join the meeting to answer your questions

If you want to know more in detail the information here presented
or has questions and doubts,
we invite you to attend the **online meeting on 12th June at 13:00**

Answering this form:

<https://forms.office.com/e/QsiosGex9W>





POLITECNICO
MILANO 1863

SCUOLA DEL DESIGN

Thank You!

This presentation is available online at:

www.design.polimi.it

School: Welcome & “Lezione 0” (polimi.it)

Register to attend the presentation:

<https://forms.office.com/e/QsiosGex9W>

INFORMATION

www.design.polimi.it